




Browse for a Real Property Asset

Overview


The Real Property Asset Browse pop-up window allows searching for RPUIDs by Facility NBR or LAND ACQ TRACT IDS.


Navigation

DPAS Warehouse Module > *VARIOUS PROCEDURAL STEPS* >  > Asset Browse pop-up window

Procedures

Browse for an Asset

One or more of the Search Criteria fields can be entered to isolate the results. By default, all results are displayed. Selecting  at any point of this procedure returns all fields to the default "All" setting.

Selecting  at any point of this procedure removes all revisions and closes the page. **Bold** numbered steps are required.

1. Select . The **Asset Browse** pop-up window appears.

2. In the Search Criteria box, narrow the results by entering one or more of the following optional fields.



- The RPSUID automatically populates and is not editable.
- Use to select the Asset Code.
- Enter the LAND ACQ TRACT ID in the field provided. *This is a 25 alphanumeric character field.*
- Enter the FAC NBR in the field provided. *This is a 20 alphanumeric character field.*
- Enter the Facility Name in the field provided. *This is a 30 numeric character field.*

3. Select . Results display in the Assets Grid below.

Asset Browse ✕

Instructions ▼

Search Criteria ▲

RPSUID:

Asset Code:

Land Acq Tract Id:

Fac Nbr:

Facility Name:

Assets ⚙ Grid Options ▼

Select	RPUID ↑	Fac Nbr ▼	Facility Name ▼	Land Acq Tract ID ▼
Select	204023	11059	42180 - IGLOO STR DEPOT	
Select	243455	3059	42280 - IGLOO STORAGE, INSTALLATION	
Select	353614	12059	42180 - IGLOO STR DEPOT	
Select	364832	P0059	IGLOO STORAGE	
Select	443612	2059	STOR, IGLOO	
Select	457529	37059	STOR, IGLOO	
Select	497954	11059	STOR, IGLOO	

items per page
 1 - 7 of 7 items

4. Choose the Select hyperlink next to the desired RPUID. *The pop-up window closes and the selected Facility NBR / LAND ACQ TRACT ID appears in the previous screen.*