

Browse for a User

Overview


The User Browse pop-up window allows searching for a USER ID within the module.

Navigation

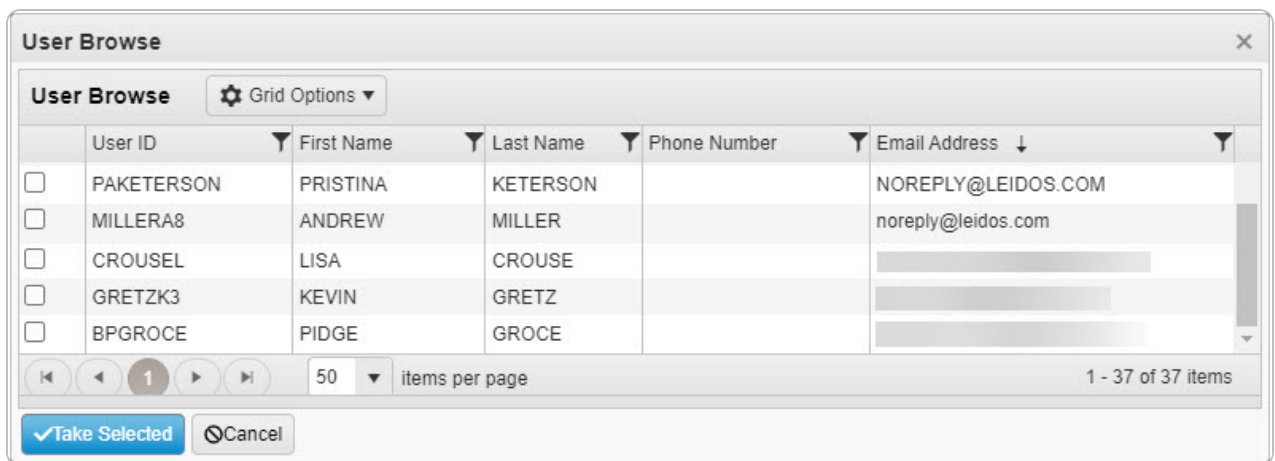
DPAS Modules > *VARIOUS PROCEDURAL STEPS* >  > User Browse pop-up window


Procedures

Browse for a User

Selecting  at any point of this procedure removes all revisions and closes the page. **Bold** numbered steps are required.

1. Select . The **User Browse** pop-up window appears.



2. Click to select the User. The User record is highlighted.
3. Click . The **User Browse** pop-up window closes and the selected name appears in the previous screen.