




## Browse for a Real Property Installation

### Overview


The Real Property Installation Browse pop-up window allows searching for installations in the specified physical area.


### Navigation


DPAS Warehouse Module > *VARIOUS PROCEDURAL STEPS* >  > Installation Browse pop-up window

### Procedures

#### Browse for an Installation

One or more of the Search Criteria fields can be entered to isolate the results. By default, all results are displayed. Selecting  at any point of this procedure returns all fields to the default "All" setting.

Selecting  at any point of this procedure removes all revisions and closes the page. **Bold** numbered steps are required.

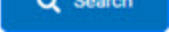
1. Select . The **Installation Browse** pop-up window appears.
2. In the Search Criteria box, narrow the results by entering one or more of the following optional fields.





## Help Reference Guide

- Use  to select the Country.
- Enter the ZIP CD in the field provided. *This is a 10 numeric character field.*
- Use  to select the State.

3. Select . Results display in the Installation Grid below.

| Select                 | Instl Nbr ↑ | Instl Name                       | Instl Svc Cd | Instl Close Dt |
|------------------------|-------------|----------------------------------|--------------|----------------|
| <a href="#">Select</a> | 66155       | DoD USMEPCOM                     | USACE        |                |
| <a href="#">Select</a> | 70132       | Independent Duty Housing Program | USACE        |                |
| <a href="#">Select</a> | 82387       | Joint Recruiting Program         | USACE        |                |
| <a href="#">Select</a> | N32414      | NAVSUPPACT MECHANICSBURG PA      | NAVACT       |                |

Grid Options | 50 items per page | 1 - 4 of 4 items

4. Choose the Select hyperlink next to the desired Installation. *The pop-up window closes and the selected Installation appears in the previous screen.*

