

# Review Authorization

## Overview


The Force Systems Management module Review Authorization process provides the ability to view platform authorizations.

## Navigation

Authorization MGMT > Review Authorization > Review Authorization page

## Procedures



### Search For an Authorization


One or more of the Search Criteria fields can be entered to isolate the results. By default, all results are displayed. Selecting  at any point of this procedure returns all fields to the default "All" setting.

1. In the Search Criteria panel, narrow the results by entering one or more of the following optional fields.

#### Search Criteria

Authorization Type	<input type="text"/>	Site Id	<input type="text"/>
Authorization Id	<input type="text"/>	DoDAAC	<input type="text"/>
Platform	<input type="text"/>	UIC	<input type="text"/>
Stock Number	<input type="text"/>	Org Id	<input type="text"/>
UTC	<input type="text"/>		

2. Select . The results appear in the **Review Authorization Search Results** panel.




**Search Results**

Grid Options Save Reset Details

UIC	Org Id	DoDAAC	Authorization Id	Platform	Stock Number	Readiness Code	UTC	Freq Qty	FAuth Qty	Match Qty	OReq Qty	OAuth Qty
BPG234		RE0046	A12345	DIO Platform	1005000100240	A		0	0	On	1001	1001
BPG234		RE0046	A12345	DIO Platform	10050000ABC12	A		0	0	On	100	100
BPG234		RE0046	A12345	DIO Platform	1005000032251	A		0	0	On	110	110
BPG234		RE0046	1234		1730016429005	A		0	0	On	0	0
BPG234		RE0046	JDLR01	CRK Platform	1005000032251	A		0	0	On	0	0

Selected 0/5 20 Items per page 1 - 5 of 5 items

### View the Details of an Authorization

1. Click  to select the desired entry. The Authorization record is highlighted, and  become available.
2. Select . The **Apply Authorization** page appears.