




Browse for an Authorization

Overview


The Authorization Browse pop-up window allows searching for authorizations in the Force element.

Navigation

DPAS Force Systems Management Module > *VARIOUS PROCEDURAL STEPS* >  >
Authorization Browse pop-up window

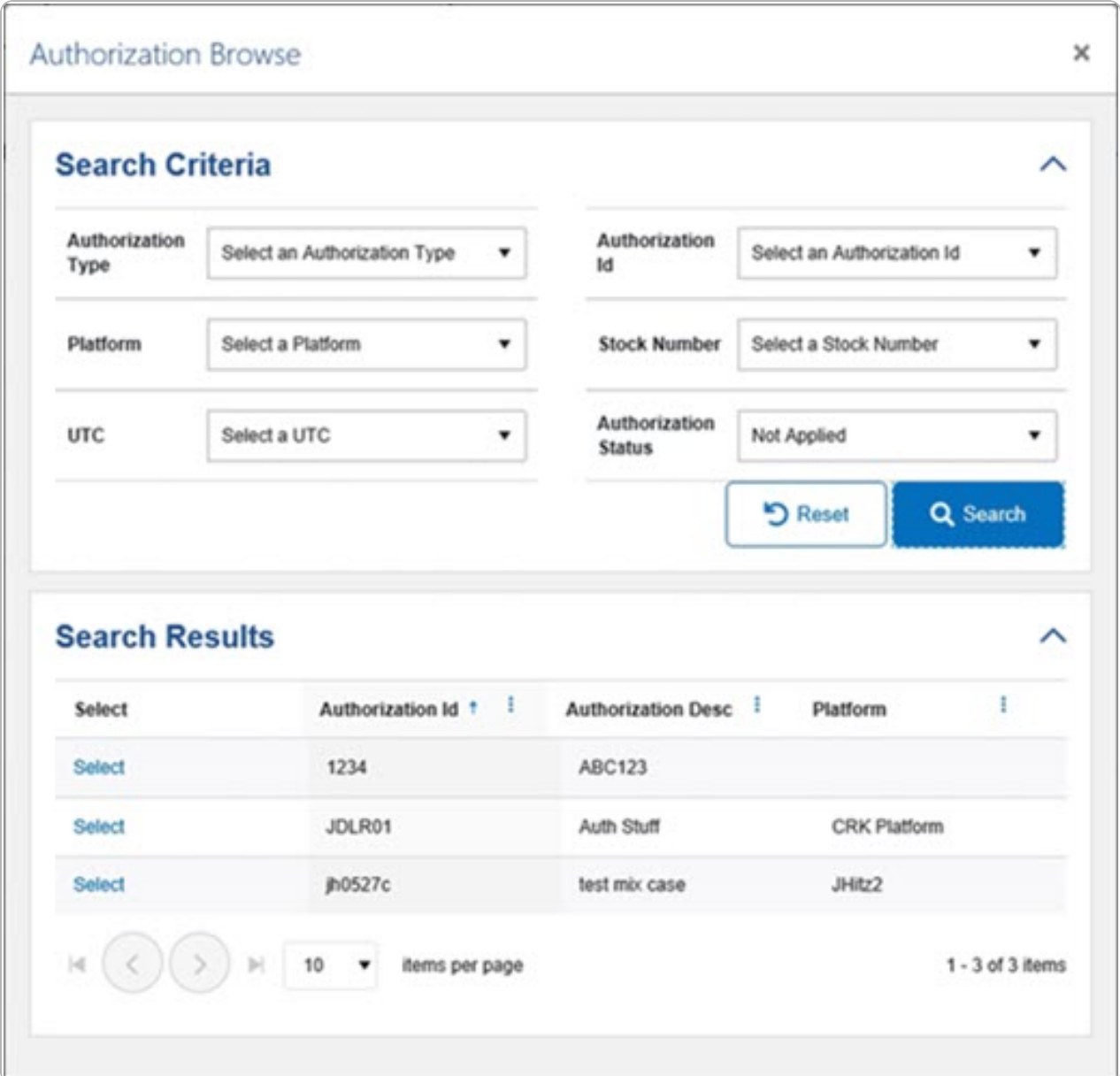
Procedure

Browse for an Authorization

One or more of the Search Criteria fields can be entered to isolate the results. By default, all results are displayed. Selecting  at any point of this procedure returns all fields to the default "All" setting.



1. Select . The **Authorization Browse** pop-up window appears.



Search Criteria

Authorization Type: Select an Authorization Type

Authorization Id: Select an Authorization Id

Platform: Select a Platform

Stock Number: Select a Stock Number

UTC: Select a UTC

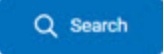
Authorization Status: Not Applied

Reset Search

Search Results

Select	Authorization Id	Authorization Desc	Platform
Select	1234	ABC123	
Select	JDLR01	Auth Stuff	CRK Platform
Select	jh0527c	test mix case	JHit2

10 items per page 1 - 3 of 3 items

2. Select . The results appear in the **Authorization Search Results** grid.
3. Choose the Select hyperlink next to the desired Authorization. The pop-up window closes and the selected Authorization ID appears in the previous screen.