




Browse for a Unit Identification Code (UIC)

Overview


The UIC Browse pop-up window allows searching for UICs in the Force element.

Navigation

DPAS Force Systems Management Module > *VARIOUS PROCEDURAL STEPS* >  > UIC Browse pop-up window

Procedure

Browse for a UIC

One or more of the Search Criteria fields can be entered to isolate the results. By default, all results are displayed. Selecting  at any point of this procedure returns all fields to the default "All" setting.



1. Select . The **UIC Browse** pop-up window appears.

UIC Browse ✕

Search Criteria ^

| | |
|---|---|
| Site Id <input style="width: 90%;" type="text"/> | DsDAAC <input style="width: 90%;" type="text"/> |
| Org Id <input style="width: 90%;" type="text"/> | UIC <input style="width: 90%;" type="text"/> |
| Major Command Code <input style="width: 90%;" type="text"/> | |

↺ Reset
🔍 Search


Search Results ^

| Select | UIC ↑ | Organization Id |
|--------|--------|-----------------|
| Select | FE1822 | |
| Select | FE6022 | |
| Select | NG0002 | 0183MA70001 |
| Select | NG0019 | |
| Select | RE0154 | 0911ALF70000 |

⏪ ⏩ 5 items per page


1 - 5 of 8 items

2. Select 🔍 Search. The results appear in the **UIC Search Results** grid.



2

ODASD (Logistics)
under A&S Sustainment

DPAS Helpdesk
1-844-843-3727 



Help Reference Guide

3. Choose the Select hyperlink next to the desired UIC. *The pop-up window closes and the selected UIC appears in the previous screen.*

