



# Stock Number Referral Overview

## Overview

The Materiel Management/Inventory Control Point (MM/ICP) module Stock Number Referral process provides the ability to view, create, or delete a list of one or more stock numbers that are used to automatically refer an incoming requisition (511R) to a specified RIC.

### Note



Some fields provide **Intellisense**, which is the automatic completion of a field entry in a software application.

The application displays a selectable word or phrase in that field, based on the input (that was previously entered), without having to completely type the entry.


## Navigation

CATALOG MGMT > Stock Number Referral > STOCK NBR Referral page

## Procedures

### Search for a Stock Number Referral

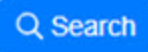
*One or more of the Search Criteria fields can be entered to isolate the results. By default, all*

*results are displayed. Selecting  at any point of this procedure returns all fields to the default "All" setting.*

1. In the Search Criteria panel, narrow the results by entering one or more of the following optional fields.





2. Select . The results display in the Search Results grid.

Search Results

Referred Stock Nbrs

Grid Options

+ Add

Delete

<input type="checkbox"/>	Stock Nbr	Refer To RIC	Established Dt/Tm	Established By
<input type="checkbox"/>	781001C100686	H95	06/06/2022	BPGROCE

Selected 1

Page 1 of 1

50 items per page

1 - 1 of 1 items





# Add a Stock Number Referral


## Navigation

CATALOG MGMT > Stock Number Referral >  > Add Referral pop-up window

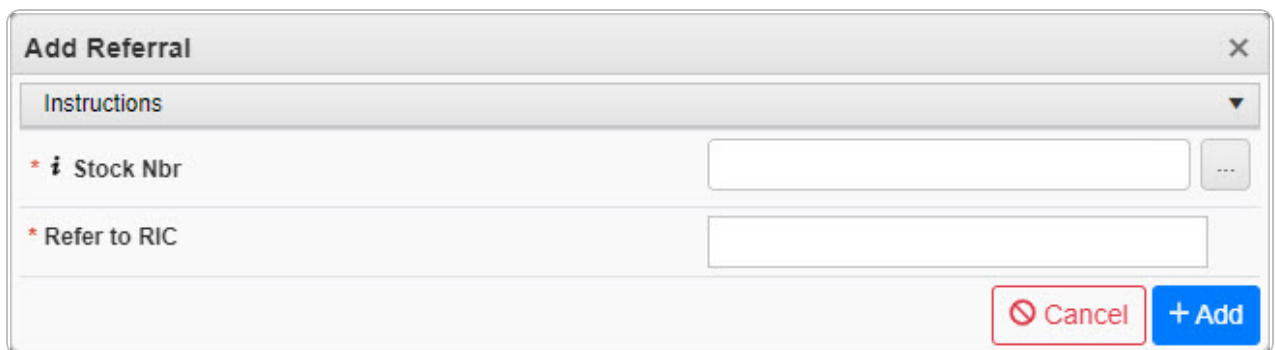
## Procedures



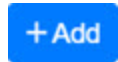
### Add a Stock Number Referral

Selecting  at any point of this procedure removes all revisions and closes the page.

Selecting  retains the information and returns to the previous page. **Bold** numbered steps are required.

1. Select . The **Add Referral** pop-up window appears.



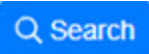
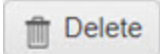
- A. Use  or  to assist with the STOCK NBR entry. This is a 15 alphanumeric character field.
  - B. Enter the Refer To RIC in the field provided. This is a 3 alphanumeric character field.
2. Select . The **Add Referral** pop-up window closes, and the new Stock Number Referral appears in the Search Results grid in green.





# Delete a Stock Number Referral


## Navigation


CATALOG MGMT > Stock Number Referral >  Search > ☐ (desired record) >  Delete > Delete Referral pop-up window

## Procedures

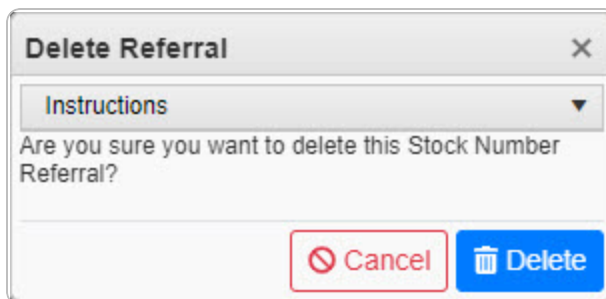
### Delete a Stock Number Referral


Selecting  at any point of this procedure removes all revisions and closes the page.

Selecting  retains the information and returns to the previous page. **Bold** numbered steps are required.

1. Click ☐ to select the desired entry. The *STOCK NBR Referral* is highlighted, and  Delete becomes available.

2. Select  Delete. The **Delete Referral** pop-up window appears.



3. Select  Delete. The deleted referral is removed from the Referred *STOCK NBR* grid.

