



Assign Assets to a Maintenance Schedule

Overview

The Assign Assets to MAINT SCHEDULE pop-up window allows searching for a single asset or a range of assets.


Navigation

DPAS Modules > *VARIOUS PROCEDURAL STEPS* >  > Assign Assets to MAINT SCHEDULE pop-up window

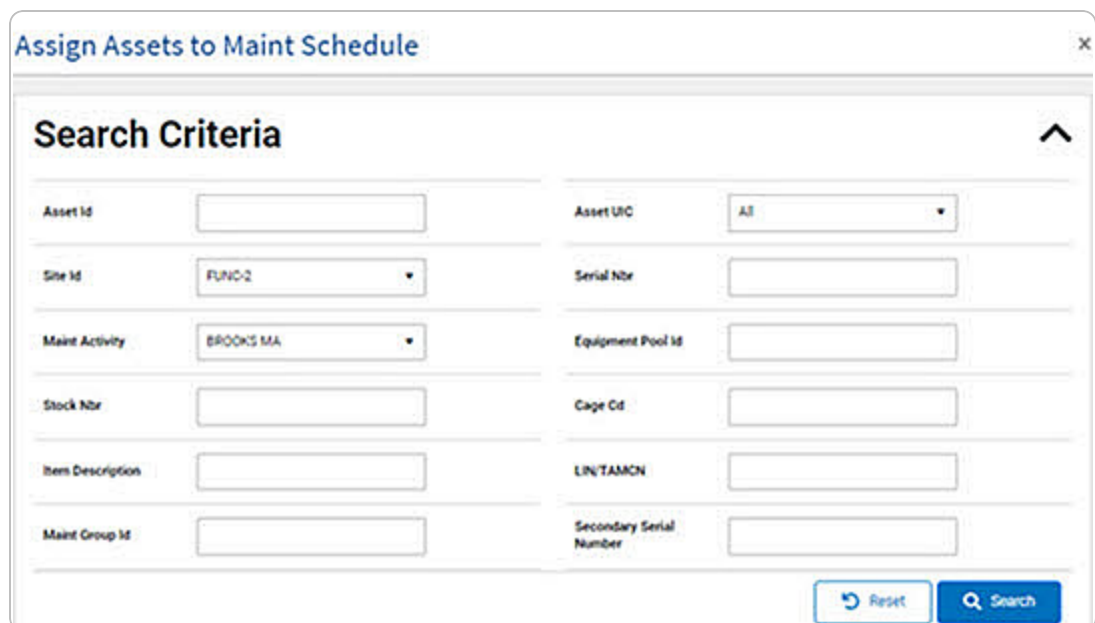
Procedures

Assign Assets to a Maintenance Schedule


One or more of the Search Criteria fields can be entered to isolate the results. By

default, all results are displayed. Selecting  at any point of this procedure returns all fields to the default "All" setting.

1. Select . The **Assign Assets to MAINT SCHEDULE** pop-up window appears.




2. In the Search Criteria grid, narrow the results by entering one or more of the following optional fields.

3. Select . Results display in the Search Results Grid.

Search Results ^

[Options](#)

Select	Asset Id	Stock Num...	Serial Num...	Item Descri...	Asset UIC	Maint Grou...	Maint Activ...	Equipment ...	Util Measure Cd
Select	BROOKS00...	1234567890	9862125	BROOKS SUPER ASSETS	BROOKS	BA	BROOKS MA	21	--
Select	BROOKS00...	1234567890	8899566	BROOKS SUPER ASSETS	BROOKS	BA	BROOKS MA	21	--
Select	BROOKS00...	1234567890	79451361	BROOKS SUPER ASSETS	BROOKS	BA	BROOKS MA	BK	--

Navigation: 1

4. Choose the Select hyperlink next to the desired ASSET ID. The pop-up window closes and the selected ASSET ID information appears in the previous screen.