



Browse for a CAGE Cd

Overview


The CAGE Master Browse pop-up window allows searching for CAGE codes.


Navigation


DPAS Modules > *VARIOUS PROCEDURAL STEPS* >  > CAGE Master Browse pop-up window

Procedures

Browse for a CAGE Cd

One or more of the Search Criteria fields can be entered to isolate the results. By default, all results are displayed. Selecting  at any point of this procedure returns all fields to the default "All" setting.

Selecting  at any point of this procedure removes all revisions and closes the page. **Bold** numbered steps are required.

1. Use  to browse for the CAGE Cd entry. The **CAGE Master Browse** pop-up window displays.



Cage Master Browse

Search Criteria

CAGE Cd: <input type="text" value="All"/>	Legal Business Name: <input type="text" value="All"/>
Contact Phone: <input type="text" value="All"/>	Physical Address State: <input type="text" value="All"/>
Physical Address Postal Cd: <input type="text" value="All"/>	Status Code: <input type="text" value="All"/>

Search Results

i Please enter criteria and click Search

2. Select . The results appear in the **Search Results** grid.

Search Results

Options ▾

<input type="checkbox"/>	CAGE Cd	Legal Business Name	Doing Business As	Division	Status Code	Status Description	Business Established Date	Source Data Last Update	Expiry
<input type="checkbox"/>	7KAR5	PURPOSE DRIVEN LIFE COACHING, LLC	PURPOSEFULLY MOTIVATED	--	A	Active	02/23/2016 12:00 AM	01/26/2023 08:36 AM	04/26/2023 12:00 AM

Selected 0/1 10 items per page 1 - 1 of 1 items

3. Click to select the CAGE CD.

4. Select . The **CAGE Master Browse** pop-up window closes and the selected CAGE CD appears in the previous screen in the CAGE CD field.