



## Browse for a Contract Number

### Overview


The Contract Number Browse process allows searching for stored contract numbers in the DPAS catalog.


### Navigation

DPAS Modules > *VARIOUS PROCEDURAL STEPS* >  > Contract Browse pop-up window


### Procedures

#### Browse for a Contract Number

One or more of the Search Criteria fields can be entered to isolate the results. By default, all results are displayed. Selecting  at any point of this procedure returns all fields to the default "All" setting.

Selecting  at any point of this procedure removes all revisions and closes the page. **Bold** numbered steps are required.

1. Select . The **Contract Browse** pop-up window appears.

2. Select . The results display in the Contract Search Results Grid below.





## Help Reference Guide

close or Esc Key

**Contract**

---

**Search By**

<p><b>Contract Use Cd</b> <span style="float: right;">Select an Item ▼</span></p>	<p><b>Contract Nbr</b> <input style="width: 90%;" type="text" value="12345678A0133"/></p>
<p><b>CAGE Cd</b> <span style="float: right;">Select an Item ▼</span></p>	<p><input type="button" value="Search"/> <input type="button" value="Reset"/></p>

<a href="#">Select</a>	Contract Nbr	Contractor Name
<a href="#">Select</a>	12345678A0133	ACME INC

3. Click the Select hyperlink next to the desired contract. *The pop-up window closes and the selected contract number appears in the previous screen.*

