



Browse for an Operator/Technician

Overview


The Operator/Technician Browse pop-up window allows searching of Operators/Technicians in the DPAS catalog.

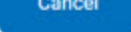
Navigation

DPAS Modules > *VARIOUS PROCEDURAL STEPS* >  > Operator/Technician Browse pop-up window

Procedures

Browse for an Operator/Technician


One or more of the Search Criteria fields can be entered to isolate the results. By default, all results are displayed. Selecting  at any point of this procedure returns all fields to the default "All" setting.

Selecting  at any point of this procedure removes all revisions and closes the page. **Bold** numbered steps are required.

1. Select . The **Operator/Technician Browse** pop-up window appears.



Note



The Dispatch To Browse and the Operator List Browse have the same fields as the Operator/Technician Browse.

- In the Search By grid, narrow the results by entering one or more of the following optional fields.
- Select . *The Search Results display in the Operator/Technician Grid below.*

close or Esc Key

Browse

Search By

Opr/Tech Cd: Team Id:

Select	Opr/Tech Cd	Opr/Tech Id	Last Name	First Name	Schedule	Start Time	End Time
Select	O - Operator	DJB	BRITT	DARRYL			
Select	O - Operator	ABC123	KATELUZOS	BRENDA			
Select	O - Operator	AKEYS	KEYS	ABIGAIL			
Select	O - Operator	MILESCOT	MILEWSKI	SCOTT			
Select	O - Operator	OPERATOR2	OPERATOR2	USER2			

- Click the Select hyperlink next to the desired Operator/Technician. *The pop-up window closes and the selected Operator/Technician appears in the previous screen.*