



Browse for an SRD

Overview


The SRD Browse pop-up window allows searching for standard reporting designators.


Navigation

DPAS Modules > *VARIOUS PROCEDURAL STEPS* >  > SRD Browse pop-up window

Procedures

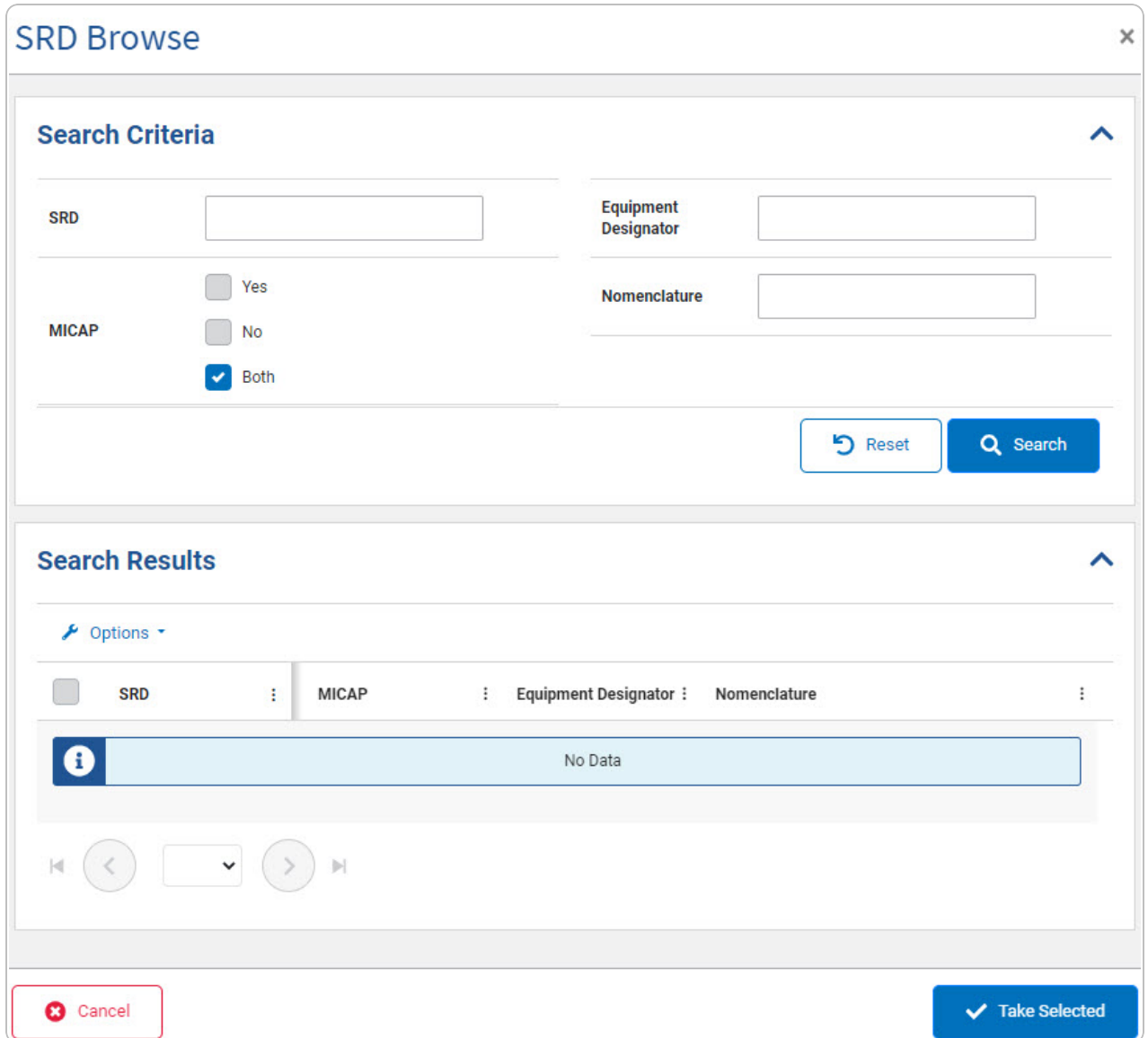
Browse for an SRD

One or more of the Search Criteria fields can be entered to isolate the results. By default, all results are displayed. Selecting  at any point of this procedure returns all fields to the default "All" setting.

Selecting  at any point of this procedure removes all revisions and closes the page.



1. Use  to browse for the SRD. *The **SRD Browse** pop-up window displays.*



SRD Browse

Search Criteria

SRD

Equipment Designator

MICAP Yes
 No
 Both

Nomenclature


Search Results

Options

SRD MICAP Equipment Designator Nomenclature

No Data

Cancel Take Selected

2. Select . *The results appear in the **SRD Results** grid.*





Help Reference Guide

Search Results ^

✎ Options ▾

	SRD	MICAP	Equipment Designator	Nomenclature
<input type="checkbox"/>	G14	No	CETS	CETS FOR F100, F111, F101 & TF34 4920015295801KV

⏪ ⏩ 1 ⏪ ⏩

✖ Cancel
✔ Take Selected

3. Click to select the SRD.
4. Select ✔ Take Selected. The **SRD Browse** pop-up window closes and the selected SRD information appears in the previous screen in the SRD field.

