

Browse for a Stock Number

Overview


The Stock Number Browse pop-up window allows searching for assets in the DPAS catalog.

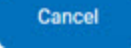
Navigation

DPAS Modules > *VARIOUS PROCEDURAL STEPS* >  > STOCK NBR Browse pop-up window

Procedures

Browse for a STOCK NBR


One or more of the Search Criteria fields can be entered to isolate the results. By default, all results are displayed. Selecting  at any point of this procedure returns all fields to the default "All" setting.

Selecting  at any point of this procedure removes all revisions and closes the page. **Bold** numbered steps are required.


1. Select . The **STOCK NBR Browse** pop-up window appears.


2. Select next to the desired Search By Criteria. Depending upon what is chosen:

Note



Only choose one of the three options. STOCK NBR is the default option.

- Enter the STOCK NBR in the field provided. *This is a 15 alphanumeric character field.*
- Enter the ITEM DESC in the field provided. *This is a 1024 alphanumeric character field.*
- Use  to select the FSC.

3. Select . *The Search Results display in the STOCK NBR Grid below.*

StockNbr close or Esc Key

Search Criteria

Search By Additional Search Criteria

Stock Nbr

Item Desc

FSC

Select	Stock Nbr	Item Desc	FSC	ECC	Owning DODAAC	Ctlg Nm Cd
Select	WMJ52013B	TEST	1005	ZS		NAVY

4. Click the Select hyperlink next to the desired STOCK NBR. *The pop-up window closes and the selected STOCK NBR appears in the previous screen.*