

# Search for an Asset Deferred Parts Inquiry — Criteria

## Overview

The Maintenance and Utilization (M&U) module Asset Deferred Parts Inquiry process provides the ability to search for deferred parts records.

## Navigation

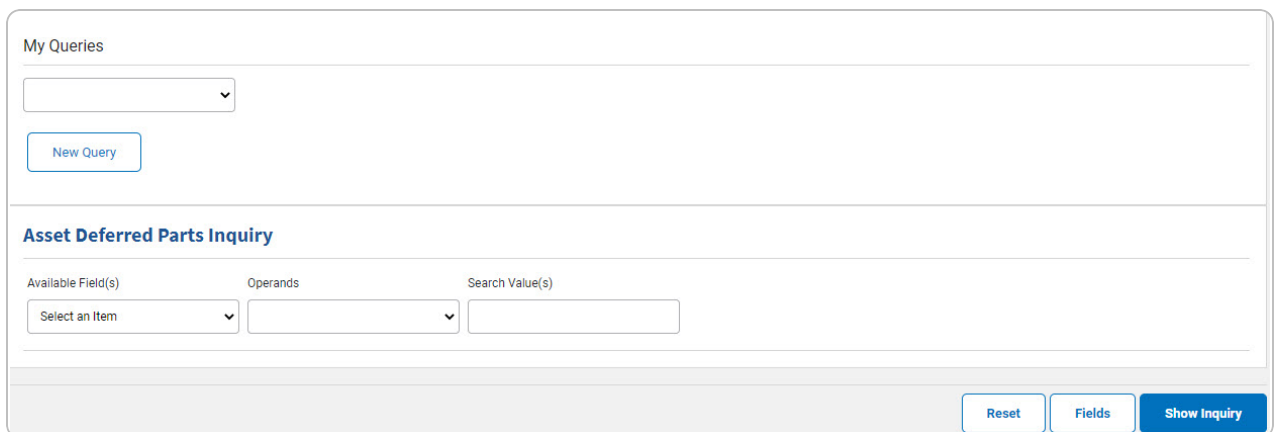
Inquiries > Maintenance > Asset Deferred Parts > Asset Deferred Parts Inquiry Search Criteria page

## Procedures

### Search for an Asset Deferred Parts Inquiry



One or more of the Search Criteria fields can be entered to isolate the results. By default, all results are displayed. Selecting  at any point of this procedure returns all fields to the default "All" setting.

1. In the Search Criteria box, choose which available field to use in the search.




2. Choose which Available Field(s) to use in the search.

**Note**


 Adding another Available Field  automatically populates an additional search criteria row.

**Note**

 Select  to modify the fields used in the inquiry. *The Fields Selection page opens.*

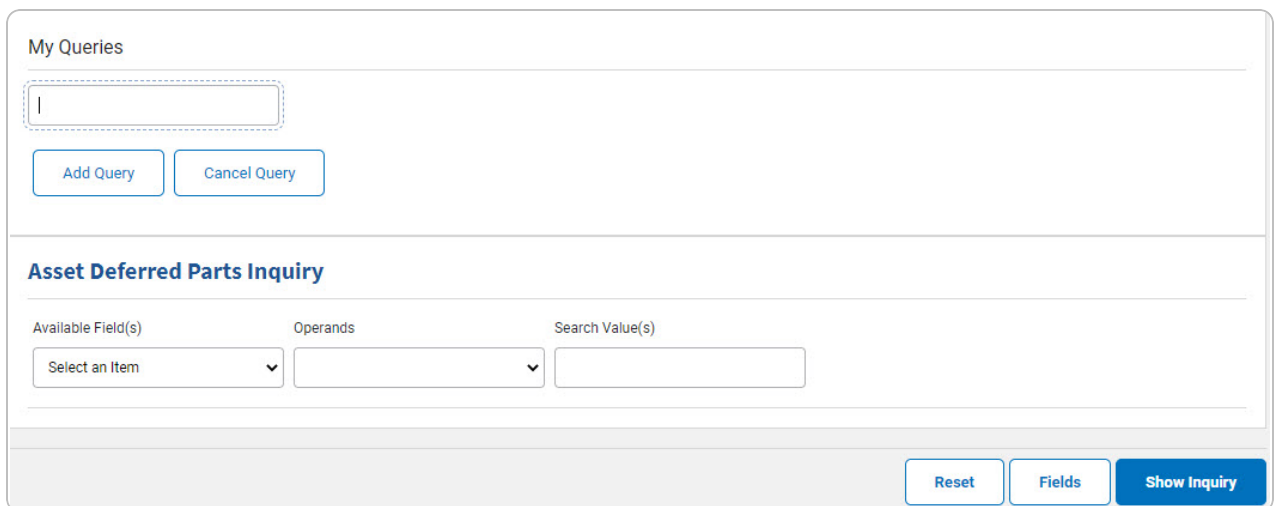
3. Choose which Operands to use in the search.
4. Choose which Search Value(s) to use in the search.

**Remove an Available Field Row**

- a. Use  to select desired Available Field.
  - b. Select . *The desired row is removed.*
5. Select . *The **Asset Deferred Parts Inquiry – Results** page appears.*

**Add a My Queries Inquiry**



1. Select . *The page refreshes, and My Queries changes from a drop-down field to a text field.*



My Queries

**Asset Deferred Parts Inquiry**


Available Field(s) Operands Search Value(s)

2. Enter the Query Name in the field provided. *This is a 90 alphanumeric character field.*

3. Select  . The Query and the information entered in the Search Criteria grid are added to My Queries. Select  to disregard the Query.
  4. Select  . The **Asset Deferred Parts Inquiry – Select Fields** page appears.
- OR
- Select  . The **Asset Deferred Parts Inquiry – Results** page appears.

## Select a My Queries Inquiry

1. Use  to select the desired saved query. The page refreshes, and the selected query information appears in the search criteria grid.

My Queries

---





**Asset Deferred Parts Inquiry**

Available Field(s)	Operands	Search Value(s)
<input type="text" value="Select an Item"/>	<input type="text" value=""/>	<input type="text" value=""/>


2. Select  . The **Asset Deferred Parts Inquiry – Select Fields** page appears.
- OR
- Select  . The **Asset Deferred Parts Inquiry – Results** page appears.

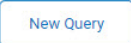
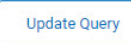
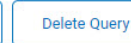


## Update a My Queries Inquiry

- Use  to select the desired saved query. *The page refreshes, the search criteria fields change, and  is joined by  and .* The selected query information appears in the search criteria grid.



My Queries



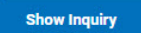
Test 2 




  

---





**Asset Deferred Parts Inquiry**

Available Field(s)	Operands	Search Value(s)
Select an Item 		<input type="text"/>

- Select . *The query information is updated.*
- Select . *The **Asset Deferred Parts Inquiry – Select Fields** page appears.*
- OR
- Select . *The **Asset Deferred Parts Inquiry – Results** page appears.*

## Delete a My Queries Inquiry

- Use  to select the desired saved query. *The page refreshes, and  is joined by  and .* The selected query information appears in the search criteria grid.





## Help Reference Guide

My Queries

Test 2


New Query Update Query Delete Query

**Asset Deferred Parts Inquiry**

Available Field(s) Operands Search Value(s)

Select an Item

Reset Fields Show Inquiry

2. Select . The query information is removed.


### Revise the Fields for the Inquiry

- Select . The **Asset Deferred Parts Inquiry – Select Fields** page appears.



# Search for an Asset Deferred Parts Inquiry — Results


## Navigation

Inquiries > Maintenance > Asset Deferred Parts > Search Criteria >  > Asset Deferred Parts Inquiry Search Results page

## Procedures

### Export the Asset Deferred Parts Inquiry Results

Selecting  at any point of this procedure removes all revisions and closes the page. **Bold** numbered steps are required.


1. Select  to choose the print format (Excel, PDF, or Word). *The procedure leaves the application based on the selection made.*

Rows Retrieved = 1


Asset Id	Asset Serial Nbr	Deferred Quantity	Deferred Dt	Maint Activity	Part Desc	Parts Document Nbr	Part Stock Number
VEH9000114	VIN00QMR15V05120115	1	5/30/2023 8:05:51 AM	KD MAINT ACT	WATERPROOFING BAG	7MB13331502001	4240003779401

05/31/2023 15:32  
For Official Use Only

1 of 1



**Note**

 To reach the optional fields, refer to the Asset Deferred Parts Inquiry — Field Selection page.

2. Select . *The **Asset Deferred Parts Inquiry — Criteria** page appears.*



## Help Reference Guide

### Search the Results

1. Select the empty field  Find | Next .
2. Enter the characters or words to search. *Entries are not case sensitive.*
3. Select  to search for the entry. *The entry appears highlighted in the file.*
4. Select  to find the next matching value. *This feature is available if multiple results are found.*





## Select Fields for the Asset Deferred Parts Inquiry

### Navigation

Inquiries > Maintenance > Asset Deferred Parts > Search Criteria >  > Asset Deferred Parts Inquiry Fields Selection page

### Procedures

#### Choose the Extracted Inquiry File Details

Selecting  at any point of this procedure removes all revisions and closes the page, whereas selecting  returns all fields to the default "All" setting.





1. Select [Fields](#). The **Asset Deferred Parts Inquiry** page appears.

Extract Excel File

Extract Text, Comma Separated File

Extract Id

Privacy Type Private ▼

Selections ▼ [New Selection List](#)

<input type="checkbox"/> Field	Field Description
<input type="checkbox"/> Asset Active Flg	Asset Active Flg
<input checked="" type="checkbox"/> Asset Id	The Asset Id on the Work Order.
<input type="checkbox"/> Asset LIN/TAMCN	Line Item Number / Table of Authorized Material Control Number is a number assigned to items contained in authorization documents and designates a family of Stock Numbers.
<input checked="" type="checkbox"/> Asset Serial Nbr	The Serial Nbr of the Asset associated with the Work Order.
<input type="checkbox"/> Asset UIC	The UIC of the asset associated with the work order.
<input type="checkbox"/> Closed Work Order ID	Closed Work Order ID
<input checked="" type="checkbox"/> Deferred Quantity	Deferred Quantity
<input checked="" type="checkbox"/> Deferred Dt	Deferred Dt.
<input type="checkbox"/> Asset DoD Serial Nbr	The DoD Serial Nbr of the Asset associated with the Work Order.
<input type="checkbox"/> Equipment Pool	Equipment pool for asset on the work order.
<input type="checkbox"/> Last Updated By	Last Updated By
<input checked="" type="checkbox"/> Maint Activity	An organizational unit responsible for the maintenance and/or utilization management of assets.
<input type="checkbox"/> Owning UIC	The active UIC the user has access to



<input checked="" type="checkbox"/>	Part Desc	Item description of the part.
<input checked="" type="checkbox"/>	Parts Document Nbr	Parts Document Nbr
<input checked="" type="checkbox"/>	Part Stock Number	Part Stock Number
<input type="checkbox"/>	Priority Cd	Priority Cd
<input type="checkbox"/>	Required Delivery Date (RDD)	Required Delivery Date (RDD)
<input type="checkbox"/>	Site Id	The active Site Id the user has access to.
<input type="checkbox"/>	Warehouse Owning DoDAAC	Owning DoDAAC for the warehouse associated to the maint activity in the maintActivity table
<input type="checkbox"/>	Warehouse	Warehouse
<input type="checkbox"/>	Work Order Desc	Work Order Desc

**2. Choose the desired file type:**

- Click  to select Extract Excel File. *The extracted file on the **View Inquiry Extract** page is an .XLS file.*

**OR**

Click  to select Extract Text, Comma Separated File. *The extracted file on the **View Inquiry Extract** page is a .CSV file.*

3. Enter an unique identifier in the Extract Id field provided. *This adds the identifier to the link on the **View Inquiry Extract** page, and does not change the file name.*
4. Use  to select the Privacy Type.


**Add a Selection List**

1. Select  . *The page refreshes, and Selections changes from a drop-down field to a text field.*

Selections

<input type="checkbox"/>	Field	Field Description
<input type="checkbox"/>	Asset Active Fig	Asset Active Fig
<input checked="" type="checkbox"/>	Asset Id	The Asset Id on the Work Order.

**Note**

 Selecting  at any time from this point of the procedure removes all revisions and returns My Selections to a drop-down field.

2. Select . The page refreshes, and the selected list is added.  is replaced by  and .
- Select  for small volumes of data. The **Asset Deferred Parts Inquiry – Results** page appears.

3.

**OR**



Select  for large volumes of data. The **Asset Deferred Parts Inquiry Transaction Status** page appears.

**Use a Predetermined Field Selection List**



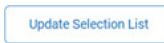
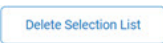
1. Use  to display the Selection List.

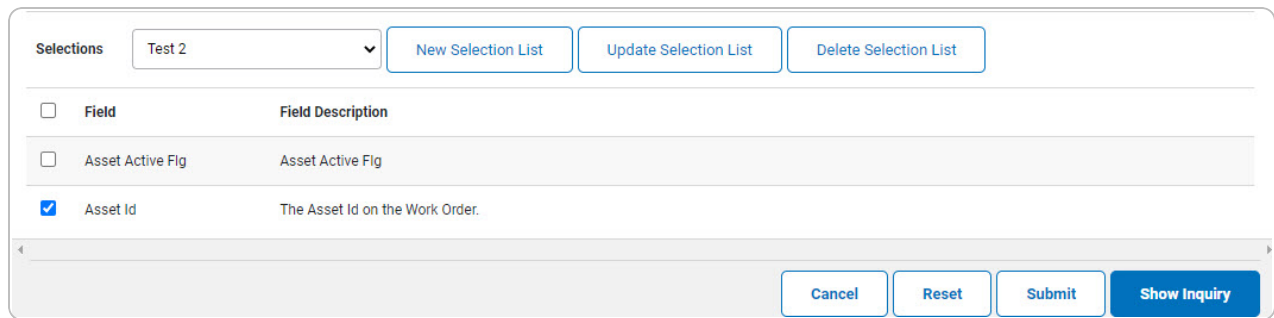
Selections

<input type="checkbox"/>	Field	Field Description
<input type="checkbox"/>	Asset Active Fig	Asset Active Fig
<input checked="" type="checkbox"/>	Asset Id	The Asset Id on the Work Order.

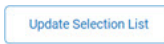
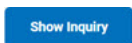

- Select  for small volumes of data. *The **Asset Deferred Parts Inquiry – Results** page appears.*
2. **OR**
- Select  for large volumes of data. *The **Asset Deferred Parts Inquiry Transaction Status** page appears.*

**Update a Selection List**



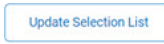
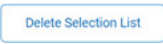
1. Use  to select the desired Selection List. *The page refreshes, the search criteria fields change, and  is joined by  and .*



Field	Field Description
<input type="checkbox"/> Asset Active Fig	Asset Active Fig
<input checked="" type="checkbox"/> Asset Id	The Asset Id on the Work Order.

2. Select . *The page refreshes.*
- Select  for small volumes of data. *The **Asset Deferred Parts Inquiry – Results** page appears.*
3. **OR**
- Select  for large volumes of data. *The **Asset Deferred Parts Inquiry Transaction Status** page appears.*

**Delete a Selection List**

1. Use  to select the desired Selection List. *The page refreshes, the search criteria fields change, and  is joined by  and .*

Selections Test 2 [New Selection List] [Update Selection List] [Delete Selection List]

<input type="checkbox"/>	Field	Field Description
<input type="checkbox"/>	Asset Active Fig	Asset Active Fig
<input checked="" type="checkbox"/>	Asset Id	The Asset Id on the Work Order.

[Cancel] [Reset] [Submit] [Show Inquiry]

2. Select [Delete Selection List](#). The page refreshes and the list is immediately deleted.

### Modify the Fields Used for the Inquiry

Selecting [Cancel](#) at any point of this procedure removes all revisions and closes the page.

**Bold** numbered steps are required.

One or more of the Search Criteria fields can be entered to isolate the results. By default, all results are displayed. Selecting [Reset](#) at any point of this procedure returns all fields to the default "All" setting.



1. Select [Fields](#). The **Asset Deferred Parts Inquiry** page appears.

Extract Excel File

Extract Text, Comma Separated File

Extract Id

Privacy Type Private ▼

Selections ▼ [New Selection List](#)


<input type="checkbox"/> Field	Field Description
<input type="checkbox"/> Asset Active Flg	Asset Active Flg
<input checked="" type="checkbox"/> Asset Id	The Asset Id on the Work Order.
<input type="checkbox"/> Asset LIN/TAMCN	Line Item Number / Table of Authorized Material Control Number is a number assigned to items contained in authorization documents and designates a family of Stock Numbers.
<input checked="" type="checkbox"/> Asset Serial Nbr	The Serial Nbr of the Asset associated with the Work Order.
<input type="checkbox"/> Asset UIC	The UIC of the asset associated with the work order.
<input type="checkbox"/> Closed Work Order ID	Closed Work Order ID
<input checked="" type="checkbox"/> Deferred Quantity	Deferred Quantity
<input checked="" type="checkbox"/> Deferred Dt	Deferred Dt.
<input type="checkbox"/> Asset DoD Serial Nbr	The DoD Serial Nbr of the Asset associated with the Work Order.
<input type="checkbox"/> Equipment Pool	Equipment pool for asset on the work order.
<input type="checkbox"/> Last Updated By	Last Updated By
<input checked="" type="checkbox"/> Maint Activity	An organizational unit responsible for the maintenance and/or utilization management of assets.
<input type="checkbox"/> Owning UIC	The active UIC the user has access to



<input checked="" type="checkbox"/>	Part Desc	Item description of the part.
<input checked="" type="checkbox"/>	Parts Document Nbr	Parts Document Nbr
<input checked="" type="checkbox"/>	Part Stock Number	Part Stock Number
<input type="checkbox"/>	Priority Cd	Priority Cd
<input type="checkbox"/>	Required Delivery Date (RDD)	Required Delivery Date (RDD)
<input type="checkbox"/>	Site Id	The active Site Id the user has access to.
<input type="checkbox"/>	Warehouse Owning DoDAAC	Owning DoDAAC for the warehouse associated to the maint activity in the maintActivity table
<input type="checkbox"/>	Warehouse	Warehouse
<input type="checkbox"/>	Work Order Desc	Work Order Desc

- Select the fields required for the inquiry. *8 fields are automatically selected.*

**Note**



The number of fields selected determines the amount of data returned from the data-base. The more data returned, the longer the inquiry takes.

- Select  for small volumes of data. *The **Asset Deferred Parts Inquiry – Results** page appears.*

**OR**

- Select  for large volumes of data. *The **Asset Deferred Parts Inquiry Transaction Status** page appears.*

