

Search for a WRNTY/SVC/SUBSCRIPTION - ASSET Assoc Inquiry — Criteria

Overview

The Maintenance and Utilization (M&U) module WRNTY/SVC/SUBSCRIPTION — ASSET ASSOC Inquiry process provides the ability to search for the asset associations of a warranty, service, or subscription.

Navigation

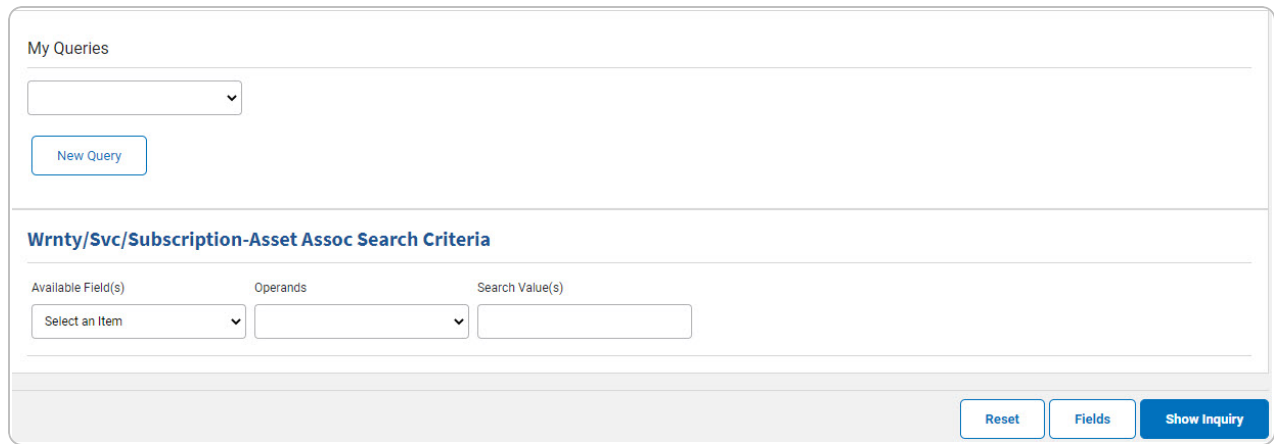
Inquiries > WRNTY/SVC/SUBSCRIP > ASSET ASSOC > WRNTY/SVC/SUBSCRIPTION — ASSET ASSOC Search Criteria page

Procedures

Search for a WRNTY/SVC/SUBSCRIPTION - ASSET ASSOC Inquiry — Criteria



One or more of the Search Criteria fields can be entered to isolate the results. By default, all results are displayed. Selecting at any point of this procedure returns all fields to the default "All" setting.

1. In the Search Criteria box, choose which available field to use in the search.




2. Choose which Available Field(s) to use in the search.

Note


 Adding another Available Field  automatically populates an additional search criteria row.

Note

 Select to modify the fields used in the inquiry. *The Fields Selection page opens.*

3. Choose which Operands to use in the search.
4. Choose which Search Value(s) to use in the search.

Remove an Available Field Row

- a. Use  to select desired Available Field.
 - b. Select . *The desired row is removed.*
5. Select . *The **Wrnty/Svc/Subscription - Asset Assoc Inquiry – Results** page appears.*



Add a My Queries Inquiry

1. Select . *The page refreshes, and My Queries changes from a drop-down field to a text field.*

My Queries

|


Wrnty/Svc/Subscription-Asset Assoc Search Criteria

Available Field(s)	Operands	Search Value(s)
Select an Item 		<input style="width: 100%;" type="text"/>

2. Enter the Query Name in the field provided. *This is a 90 alphanumeric character field.*

3. Select . The Query and the information entered in the Search Criteria grid are added to My Queries. Select to disregard the Query.
 Select . The **Wrnty/Svc/Subscription - Asset Assoc Inquiry – Select Fields** page appears.
4. OR
 Select . The **Wrnty/Svc/Subscription - Asset Assoc Inquiry – Results** page appears.

Select a My Queries Inquiry

1. Use  to select the desired saved query. The page refreshes, and the selected query information appears in the search criteria grid.



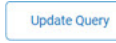

My Queries

Wrnty/Svc/Subscription-Asset Assoc Search Criteria

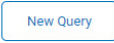
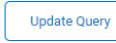
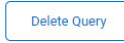
Available Field(s)	Operands	Search Value(s)
<input type="text" value="Select an Item"/>	<input type="text"/>	<input type="text"/>

2. Select . The **Wrnty/Svc/Subscription - Asset Assoc Inquiry – Select Fields** page appears.
 OR
 Select . The **Wrnty/Svc/Subscription - Asset Assoc Inquiry – Results** page appears.

Update a My Queries Inquiry




- Use  to select the desired saved query. *The page refreshes, the search criteria fields change, and  is joined by  and .* The selected query information appears in the search criteria grid.

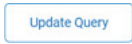

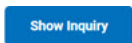
My Queries


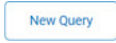
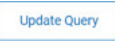
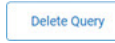
Wrnty/Svc/Subscription-Asset Assoc Search Criteria

Available Field(s)	Operands	Search Value(s)
<input type="text" value="Select an Item"/>	<input type="text"/>	<input type="text"/>

- Select . *The query information is updated.*
 Select . *The **Wrnty/Svc/Subscription - Asset Assoc Inquiry – Select Fields** page appears.*
- OR
- Select . *The **Wrnty/Svc/Subscription - Asset Assoc Inquiry – Results** page appears.*

Delete a My Queries Inquiry

- Use  to select the desired saved query. *The page refreshes, and  is joined by  and .* The selected query information appears in the search criteria grid.

My Queries

Test 2

New Query Update Query Delete Query

Wrnty/Svc/Subscription-Asset Assoc Search Criteria

Available Field(s)	Operands	Search Value(s)
Select an Item		

Reset Fields Show Inquiry

2. Select **Delete Query**. The query information is removed.

Revise the Fields for the Inquiry

Select **Fields**. The **Wrnty/Svc/Subscription - Asset Assoc Inquiry – Select Fields** page appears.

Search for a WRNTY/SVC/SUBSCRIPTION - ASSET Assoc Inquiry — Results

Navigation

Inquiries > WRNTY/SVC/SUBSCRIP > ASSET ASSOC > Search Criteria > Show Inquiry > WRNTY/SVC/SUBSCRIPTION - ASSET ASSOC Inquiry Search Results page

Procedures

Export the WRNTY/SVC/SUBSCRIPTION - ASSET ASSOC Inquiry Results

Selecting Cancel at any point of this procedure removes all revisions and closes the page. **Bold** numbered steps are required.

1. Select Print to choose the print format (Excel, PDF, or Word). The procedure leaves the application based on the selection made.

Rows Retrieved = 86

Asset Id	Item Desc	Ctrl Nbr	Ctrl Use Cd	Ctrl Type Cd	Divy Ord Nbr	CLIN	SLIN	Stock Nbr	Serial Nbr	Maint Activity / Owning UIC	Equip Pool Id
1012400081	PICKUP TRUCK	DT10112P5678	W	DCF				1248142240008	D10003	BROOKS MA / BROOKS	68
1012400081	PICKUP TRUCK	DT10112P9448	W	DCF				1248142240008	D10003	BROOKS MA / BROOKS	68
ASO	TRUCKLIFTFORK							280001514434	ASO	BROOKS MA / BROOKS	68
BROOK800019	BROOKS SUPER ASSETS							1244567890	68438978	BROOKS MA / BROOKS	68
BROOK800020	BROOKS SUPER ASSETS							1244567890	9620123	BROOKS MA / BROOKS	21
BROOK800021	BROOKS SUPER ASSETS							1244567890	430063	BROOKS MA / BROOKS	68
BROOK800022	BROOKS SUPER ASSETS	DT10112P5678	W	DCF				1244567890	889554	BROOKS MA / BROOKS	21
BROOK800023	BROOKS SUPER ASSETS							1244567890	744613	BROOKS MA / BROOKS	68
BROOK800024	BROOKS SUPER ASSETS							1244567890	744613	BROOKS MA / BROOKS	68
BROOK800025	BROOKS SUPER ASSETS							1244567890	791852	BROOKS MA / BROOKS	68
BROOK800026	BROOKS SUPER ASSETS							1244567890	441528	BROOKS MA / BROOKS	68
BROOK800027	M AND U ASSETS							8988968	94191054	BROOKS MA / BROOKS	68
BROOK800028	M AND U ASSETS							8988968	6828134	BROOKS MA / BROOKS	68
BROOK800029	M AND U ASSETS	DT10112P9448	W	DCF				8988968	942164	BROOKS MA / BROOKS	68
BROOK800030	M AND U ASSETS							8988968	42123456	BROOKS MA / BROOKS	68
BROOK800031	M AND U ASSETS							8988968	97421346	BROOKS MA / BROOKS	68
BROOK800032	M AND U ASSETS							8988968	9421346	BROOKS MA / BROOKS	68
BROOK800033	M AND U ASSETS							8988968	97421349	BROOKS MA / BROOKS	68
BROOK800034	M AND U ASSETS							8988968	97767485	BROOKS MA / BROOKS	68
BROOK800035	M AND U ASSETS							8988968	1346746	BROOKS MA / BROOKS	68
BROOK800036	M AND U ASSETS							8988968	2146976	BROOKS MA / BROOKS	68
BROOK800037	NOT METERED NOT METER							89522366	481344	BROOKS MA / BROOKS	68
BROOK800038	NOT METERED NOT METER							89522366	9480114	BROOKS MA / BROOKS	68
BROOK800039	NOT METERED NOT METER							89522366	781182	BROOKS MA / BROOKS	XX
BROOK800040	NOT METERED NOT METER							89522366	9776185	BROOKS MA / BROOKS	68
BROOK800041	NOT METERED NOT METER							89522366	94736134	BROOKS MA / BROOKS	68
BROOK800042	ACTIVITY BASED DEPR							897758901	88764334	BROOKS MA / BROOKS	68
BROOK800043	ACTIVITY BASED DEPR							897758901	942104561	BROOKS MA / BROOKS	68
BROOK800044	ACTIVITY BASED DEPR							897758901	77713454	BROOKS MA / BROOKS	68
BROOK800045	ACTIVITY BASED DEPR							897758901	9742346	BROOKS MA / BROOKS	68
BROOK800046	ACTIVITY BASED DEPR							897758901	97621346	BROOKS MA / BROOKS	68
BROOK800047	ACTIVITY BASED DEPR							897758902	94213464	BROOKS MA / BROOKS	68
BROOK800048	ACTIVITY BASED DEPR							897758902	4319444751	BROOKS MA / BROOKS	68
BROOK800049	ACTIVITY BASED DEPR							897758902	96761346	BROOKS MA / BROOKS	68
BROOK800050	ACTIVITY BASED DEPR							897758902	9421346	BROOKS MA / BROOKS	68
BROOK800051	ACTIVITY BASED DEPR	CHK122898999	P	DCF				897758902	6456446	BROOKS MA / BROOKS	68
BROOK800052	ACTIVITY BASED DEPR							897758902	6456446	BROOKS MA / BROOKS	68
BROOK800053	AIRPLANE							158004210084	ABC123DEF	BROOKS MA / BROOKS	68
BROOK800054	TRUCK/VAN							280201176223	GF56789ACDFGTEK	BROOKS MA / BROOKS	NT
CAR1	TRUCKLIFTFORK							28020117444	CAR1	BROOKS MA / BROOKS	68
CAR2	TRUCKLIFTFORK	DT10112P5678	W	DCF				280001514434	CAR2	BROOKS MA / BROOKS	68
CAR3	TRUCKLIFTFORK							280001514434	CAR3	BROOKS MA / BROOKS	68
CAR4	TRUCKLIFTFORK	DT10112P5678	W	DCF				280001514434	CAR4	BROOKS MA / BROOKS	68
CAR5	TRUCKLIFTFORK							280001514434	CAR5	BROOKS MA / BROOKS	68

05/05/2022 14:46
 1 of 2
Cancel



Help Reference Guide




Note



To reach the optional fields, refer to the **Wrnty/Svc/Subscription - Asset Assoc Inquiry — Field Selection** page.

2. Select . The **Wrnty/Svc/Subscription - Asset Assoc Inquiry — Criteria** page appears.

Search the Results

1. Select the empty field .
2. Enter the characters or words to search. *Entries are not case sensitive.*
3. Select  to search for the entry. *The entry appears highlighted in the file.*
4. Select  to find the next matching value. *This feature is available if multiple results are found.*

View the WRNTY/SVC/SUBSCRIPTION - ASSET ASSOC Detail

Select the desired WRNTY/SVC/SUBSCRIPTION - TERMS/COND row. The **Wrnty/Svc/Subscription - Terms/Cond Inquiry Detail — Basic** page appears.





Select Fields for the WRNTY/SVC/SUBSCRIPTION - ASSET ASSOC Inquiry

Navigation

Inquiries > WRNTY/SVC/SUBSCRIP > ASSET ASSOC > Search Criteria > >
WRNTY/SVC/SUBSCRIPTION - ASSET ASSOC Inquiry Fields Selection page

Procedures

Choose the Extracted Inquiry File Details

Selecting at any point of this procedure removes all revisions and closes the page, whereas selecting returns all fields to the default "All" setting.

1. Select . The **WRNTY/SVC/SUBSCRIPTION - ASSET ASSOC Inquiry** page appears.



Extract Excel File
 Extract Text, Comma Separated File

Extract Id:

Privacy Type:

Selections: [New Selection List](#)


<input type="checkbox"/>	Field	Field Description
<input checked="" type="checkbox"/>	Asset Id	The Asset Id on the Work Order.
<input checked="" type="checkbox"/>	Item Desc	Item Description for the work order.
<input checked="" type="checkbox"/>	Cntr Nbr	Unique value used to identify agreements with suppliers and contractors.
<input checked="" type="checkbox"/>	Cntr Use Cd	Identifies the type of loan or service under contract.
<input checked="" type="checkbox"/>	Cntr Type Cd	A unique column that holds the code used by the lookup table which coincides with the associated description.
<input checked="" type="checkbox"/>	Dvy Ord Nbr	The specific order number under an umbrella delivery order. This applies to contracts.
<input checked="" type="checkbox"/>	CLIN	A four-position field that identifies different contract line items within the same contract.
<input checked="" type="checkbox"/>	SLIN	Two numeric or 2 alpha characters added to the basic contract line item number to identify separate subline items.
<input checked="" type="checkbox"/>	Stock Nbr	Number assigned to each like asset of supply purchased, stocked or distributed within the Federal government. For turn-in of assets, if valid Stock Number not available, use FSC and description.
<input checked="" type="checkbox"/>	Serial Nbr	Used to identify a particular serially managed asset. This field is also used for USA Registration Number. Also used to identify Real Property Assets.
<input checked="" type="checkbox"/>	Maint Activity / Owning UIC	The maintenance activity performing the work order
<input checked="" type="checkbox"/>	Equip Pool Id	The maintenance equipment pool containing the asset.
<input type="checkbox"/>	Dollar Amt	The dollar amount of construction in progress/work in process, real property or the dollar amount of the accounting transaction.
<input type="checkbox"/>	History Remarks	A text field available to record local information/reason for change to record.
<input type="checkbox"/>	Location	Physical location of an asset.
<input type="checkbox"/>	Mfr Name	The full name of a specific manufacturer.
<input type="checkbox"/>	Mfr Part Nbr	Number used to record the make or model of a specific piece of equipment.
<input type="checkbox"/>	Mfr Yr	Year an asset was manufactured/built/improved.
<input type="checkbox"/>	Mfr Model Nbr	The specific number assigned to identify the make/model of an asset.
<input type="checkbox"/>	Qty	Quantity on hand or transaction quantity
<input type="checkbox"/>	Remarks	A text field available to record local information/reason for change to record.
<input type="checkbox"/>	Sub Loc	A more specific description of the physical location of an asset within its Location.
<input type="checkbox"/>	Total Cost	Total Cost. Cost of individual end item assets including cost of stand-alone components
<input type="checkbox"/>	Ull	Unique Item Identifier. Marking for a qualifying item with a permanent 2-dimensional data matrix.
<input type="checkbox"/>	Yr Svc Life	Number of years of recommended service life based upon applicable directives.

2. Choose the desired file type:


- Click to select Extract Excel File. *The extracted file on the **View Inquiry Extract** page is an .XLS file.*

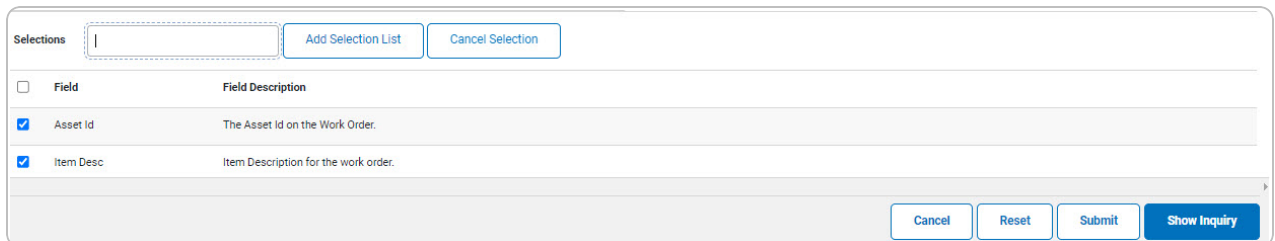
OR

Click to select Extract Text, Comma Separated File. *The extracted file on the **View Inquiry Extract** page is a .CSV file.*

- Enter an unique identifier in the Extract ID field provided. *This adds the identifier to the link on the **View Inquiry Extract** page, and does not change the file name.*
- Use  to select the Privacy Type.


Add a Selection List


- Select . *The page refreshes, and Selections changes from a drop-down field to a text field.*


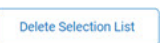



Field	Field Description
<input checked="" type="checkbox"/>	Asset Id The Asset Id on the Work Order.
<input checked="" type="checkbox"/>	Item Desc Item Description for the work order.

Note



Selecting  at any time from this point of the procedure removes all revisions and returns My Selections to a drop-down field.

- Select . *The page refreshes, and the selected list is added.*  is replaced by  and .

Select  for small volumes of data. *The **Wrnty/Svc/Subscription - Asset Assoc Inquiry — Results** page appears.*

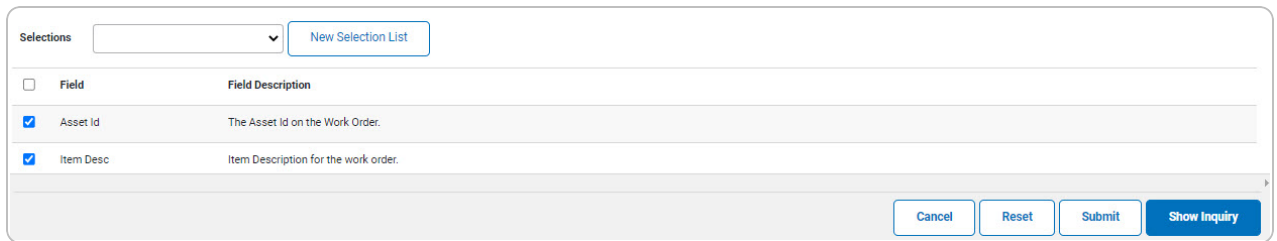
3.

OR


Select  for large volumes of data. *The **Wrnty/Svc/Subscription - Asset Assoc Inquiry Transaction Status** page appears.*

Use a Predetermined Field Selection List


1. Use  to display the Selection List.




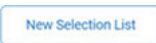


Field	Field Description
<input checked="" type="checkbox"/> Asset Id	The Asset Id on the Work Order.
<input checked="" type="checkbox"/> Item Desc	Item Description for the work order.

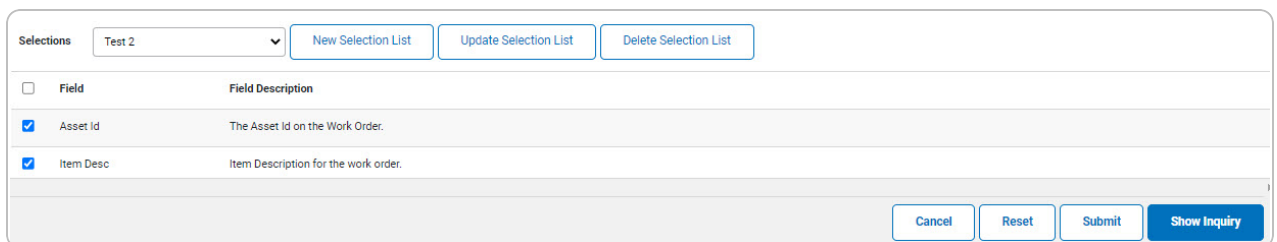
Select  for small volumes of data. *The **Wrnty/Svc/Subscription - Asset Assoc Inquiry – Results** page appears.*

2. **OR**


Select  for large volumes of data. *The **Wrnty/Svc/Subscription - Asset Assoc Inquiry Transaction Status** page appears.*

Update a Selection List

1. Use  to select the desired Selection List. *The page refreshes, the search criteria fields change, and  is joined by  and .*



Field	Field Description
<input checked="" type="checkbox"/> Asset Id	The Asset Id on the Work Order.
<input checked="" type="checkbox"/> Item Desc	Item Description for the work order.

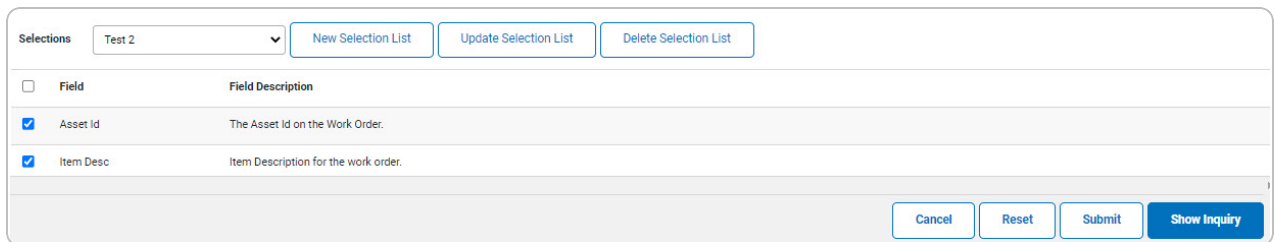
2. Select . *The page refreshes.*

- Select for small volumes of data. *The **Wrnty/Svc/Subscription - Asset Assoc Inquiry – Results** page appears.*
3. **OR**

Select for large volumes of data. *The **Wrnty/Svc/Subscription - Asset Assoc Inquiry Transaction Status** page appears.*

Delete a Selection List

1. Use to select the desired Selection List. *The page refreshes, the search criteria fields change, and is joined by and .*



Field	Field Description
<input checked="" type="checkbox"/>	Asset Id The Asset Id on the Work Order.
<input checked="" type="checkbox"/>	Item Desc Item Description for the work order.

2. Select . *The page refreshes and the list is immediately deleted.*

Modify the Fields Used for the Inquiry

Selecting at any point of this procedure removes all revisions and closes the page.

Bold numbered steps are required.

One or more of the Search Criteria fields can be entered to isolate the results. By default, all results are displayed. Selecting at any point of this procedure returns all fields to the default "All" setting.

1. Select . *The **WRNTY/SVC/SUBSCRIPTION - ASSET ASSOC Inquiry** page appears.*

Extract Excel File
 Extract Text, Comma Separated File

Extract Id:

Privacy Type:

Selections: [New Selection List](#)

<input type="checkbox"/>	Field	Field Description
<input checked="" type="checkbox"/>	Asset Id	The Asset Id on the Work Order.
<input checked="" type="checkbox"/>	Item Desc	Item Description for the work order.
<input checked="" type="checkbox"/>	Cntr Nbr	Unique value used to identify agreements with suppliers and contractors.
<input checked="" type="checkbox"/>	Cntr Use Cd	Identifies the type of loan or service under contract.
<input checked="" type="checkbox"/>	Cntr Type Cd	A unique column that holds the code used by the lookup table which coincides with the associated description.
<input checked="" type="checkbox"/>	Dvy Ord Nbr	The specific order number under an umbrella delivery order. This applies to contracts.
<input checked="" type="checkbox"/>	CLIN	A four-position field that identifies different contract line items within the same contract.
<input checked="" type="checkbox"/>	SLIN	Two numeric or 2 alpha characters added to the basic contract line item number to identify separate subline items.
<input checked="" type="checkbox"/>	Stock Nbr	Number assigned to each like asset of supply purchased, stocked or distributed within the Federal government. For turn-in of assets, if valid Stock Number not available, use FSC and description.
<input checked="" type="checkbox"/>	Serial Nbr	Used to identify a particular serially managed asset. This field is also used for USA Registration Number. Also used to identify Real Property Assets.
<input checked="" type="checkbox"/>	Maint Activity / Owning UIC	The maintenance activity performing the work order
<input checked="" type="checkbox"/>	Equip Pool Id	The maintenance equipment pool containing the asset.
<input type="checkbox"/>	Dollar Amt	The dollar amount of construction in progress/work in process, real property or the dollar amount of the accounting transaction.
<input type="checkbox"/>	History Remarks	A text field available to record local information/reason for change to record.
<input type="checkbox"/>	Location	Physical location of an asset.
<input type="checkbox"/>	Mfr Name	The full name of a specific manufacturer.
<input type="checkbox"/>	Mfr Part Nbr	Number used to record the make or model of a specific piece of equipment.
<input type="checkbox"/>	Mfr Yr	Year an asset was manufactured/built/improved.
<input type="checkbox"/>	Mfr Model Nbr	The specific number assigned to identify the make/model of an asset.
<input type="checkbox"/>	Qty	Quantity on hand or transaction quantity
<input type="checkbox"/>	Remarks	A text field available to record local information/reason for change to record.
<input type="checkbox"/>	Sub Loc	A more specific description of the physical location of an asset within its Location.
<input type="checkbox"/>	Total Cost	Total Cost. Cost of individual end item assets including cost of stand-alone components
<input type="checkbox"/>	Ull	Unique Item Identifier. Marking for a qualifying item with a permanent 2-dimensional data matrix.
<input type="checkbox"/>	Yr Svc Life	Number of years of recommended service life based upon applicable directives.

2. Select the fields required for the inquiry. *The first 12 fields are automatically selected.*




Help Reference Guide


Note



The number of fields selected determines the amount of data returned from the database. The more data returned, the longer the inquiry takes.

3. Select  for small volumes of data. *The **Wrnty/Svc/Subscription - Asset Assoc Inquiry – Results** page appears.*

OR

Select  for large volumes of data. *The **Wrnty/Svc/Subscription - Asset Assoc Inquiry Transaction Status** page appears.*





View the WRNTY/SVC/SUBSCRIPTION - ASSET ASSOC Inquiry Details – Basic

Navigation

Inquiries > WRNTY/SVC/SUBSCRIP > ASSET ASSOC > Search Criteria > [Show Inquiry](#) > Search Results > Inquiry Row hyperlink > WRNTY/SVC/SUBSCRIPTION - ASSET ASSOC Inquiry Detail – Basic page

Procedures

Export the WRNTY/SVC/SUBSCRIPTION - ASSET ASSOC Inquiry Detail – Basic

Selecting [Cancel](#) at any point of this procedure removes all revisions and closes the page. **Bold** numbered steps are required.



1. Verify the Basic Detail tab.

Basic	Clause	Contractor	Contract
<p>1 of 1 Find Next</p>			
Asset Assoc Inquiry - Basic Detail			
BASIC			
Site Id	FUNC-2	Actbl UIC	N00018
UIC	BROOKS	Process Action	
Stock Nbr	6545014964831	Serial Nbr	651361261
Item Desc	MES GROUND AMBULANCE	Asset Status	Active
Asset Id	SATMUW00110	Custodian Nbr	123456/
Lot Nbr		Expr Dt	
Qty	1	Total Cost	\$14,000.00
Loc	BLDG 105	Sub Loc	
Acq Cost	\$14,000.00	Avg Unit Cost	\$14,000.00
Acq Dt	10/10/2012	Rcpt Dt	10/10/2012
Origl In Svc Dt	10/10/2012	Retirement/Dspsl Dt	
Cond Cd	A - Svcb(w/o Qual)	Asset Level Cd	EI - End Item No Components
Asset Cd	K - Equipment	Asset Sts Cd	U - In Use
Embedded Cost	\$0.00	HA Asset Id	
Sys Id		Action Cd	INPR - New Procurement
Catalog Pifferable	No	Asset Pifferable	No
Non-Actbl	No		
Rept Doc Nbr	E1013022845000	Rcvd By	
Estbd Dt	08/12/2022	Estbd By	Y_SMEALK
Last Activity Dt	08/12/2022	Last Updtd By	Y_SMEALK
Cause of Suspt Loss		Suspt Loss Sts Cd	N/A - Non Applicable
UII			
Remarks			
Catalog			
FSC	6545 - Rplnshbl Fld Mdcl Sets, Kits	Reportable Cd	0 - Not Reportable
Type Asset Cd	G - Gen PP&E	IT Device Cd	N/A - Non Applicable
ACC	N 20000000000033	ARC	N - Nonexpendable
Dmil Cd	A - NonMLI -Dmil Not Req	CIIC	U - Unclassified
Calibration Cd	Not Applicable		
Acq Program		LIN/TAMCN	TEST LIN 0001
Type Dsg Cd		Util Measure Cd	M - Miles
Fdry Deprn Mthd Cd	SL - Straight Line	Util Svc Life	10000.00
MFR			
Mfr Name	CHEVY	Mfr Model Nbr	
Mfr Part Nbr		CAGE Cd	
Mfr Yr	2012	Secondary Serial Number	




Help Reference Guide

EXCESS		EXCESS	
Excess Action Cd		Excess Remv Dt	
Excess Dt		Dpspl Doc Nbr	
Mat Doc Id			
INVENTORY		INVENTORY	
Inv By Serial Nbr	NO	Inv UIC	E10130
Inv Maj Custodian Nbr	P001	Inv Sub Custodian Nbr	
Qty	1	Inv Qty	60
Loc	BLDG 105	Inv Loc	BLDG 105
Sub Loc		Inv Sub Loc	
RFID Tag	47-2-HQ0157-1-235261	Cause Lst Inv Dt Chg	ASSET MAINT
Last Inv Dt/Tm	01/02/2013 07:00	Rcl Inv User Id	SCHESTER
Inv User Id	SCHESTER	Rcl Inv Input Type	ONLIN
Inv Input Type	ONLIN	Cause Lst Rcl Dt Chg	ASSET MAINT
Rcl Last Inv Dt/Tm	01/02/2013 07:00	Rcl Sub Loc	
Rcl Qty	60		
Rcl Loc	BLDG 105		
Suspt Loss Dt		Suspt Loss Chg Dt	
Acq Cost	\$14,000.00	ACCOUNTING	
Asset Cd	K - Equipment	Acq Dt	10/10/2012
Acct Rpt Nbr		Deprn Cd	N - Non-Capitalized Asset
Cost Center		Cptl Cd	A - DoD Threshold
Task Cd		Deprn Exp Cd	
Job Order Nbr		Transfer Type Cd	0 - Transfer Type Cd not required
Fund Cd/ASN	44/DLC	Trading Partner Nbr	
Dept Cd	017	Type Fund Id	D - Defense Working Capital Funds
Basic Symbol	ABC1	Pgm Yr	
Obj Class Cd		Subhead	1804
		LOA	
		LOAN	
Loan Cd	G - Government Owned	Loan Notify Cd	
Loaning DODAAC/CAGE Cd		Contract Nbr	
Activity			
Acty Address 1			
Acty Address 2			
City		State	
ZIP Cd		Country Cd	
Loan Start Dt		Loan End Dt	
Mode of Shipment		Shipment Dt	
TCN			
Loan Rcvd By		Loan Rcvd Dt	



LEASE			
Lease Cd	N - Government Owned		
Activity			
Acty Address 1			
Acty Address 2			
City	State		
ZIP Cd	Country Cd		
Lease Start Dt	Lease End Dt		
CONTRACT			
Oblign Doc Nbr	E1013022845000	Cntr/PO Nbr	
SPIIN		CLIN	
SLIN		ACRN	
DEPRECIATION			
Deprn Sts Cd		Deprn Exp Cd	
Activation Dt		Fdcry Deprn Mthd Cd	
Deprn Period		Deprn Util Svc Life	
Deprn Period Days		Deprn Util Qty	
Deprn Util Period		Prr Deprn Util Qty	
Deprn SL Rebsln		Deprn AB Rebsln	
Deprn SL Lst Rebsln		Deprn AB Lst Rebsln	
Prr Deprn SL Rebsln		Prr Deprn AB Rebsln	
Total Cost	14000.00	Net Book Value	
Accumd Deprn		Prior Deprn	
Current Mnth Deprn		FY Cost	
Salvage Value		Write Down Amt	
Deprn Cost Center		Deprn Task Cd	
Deprn Job Order Nbr		Util Measr Cd	M - Miles
AGENCY			
Agency Label1		Agency Defined1	
Agency Label2		Agency Defined2	
Agency Label3		Agency Defined3	
Agency Label4		Agency Defined4	
Agency Label5		Agency Defined5	
		03/28/2023 16:23	
		For Official Use Only	
		1 of 1	

2. Select  to choose the print format (Excel, PDF, or Word). *The procedure leaves the application based on the selection made.*
3. Follow the prompts provided by the computer.

Select . *The **Wrnty/Svc/Subscription - Asset Assoc Inquiry – Criteria** page appears.*

4. OR

Select the Clause tab. *The **Wrnty/Svc/Subscription - Asset Assoc Inquiry Detail – Clause Row** page appears.*



Help Reference Guide

OR

Select the Contractor tab. The **Wrnty/Svc/Subscription - Asset Assoc Inquiry Detail – Contractor** page appears.

OR

Select the Contract tab. The **Wrnty/Svc/Subscription - Asset Assoc Inquiry Detail – Contract** page appears.

Search the Results

1. Select the empty field Find | Next.
2. Enter the characters or words to search. *Entries are not case sensitive.*
3. Select to search for the entry. *The entry appears highlighted in the file.*
4. Select to find the next matching value. *This feature is available if multiple results are found.*



View the WRNTY/SVC/SUBSCRIPTION - ASSET ASSOC Inquiry Detail – Clause Row

Navigation

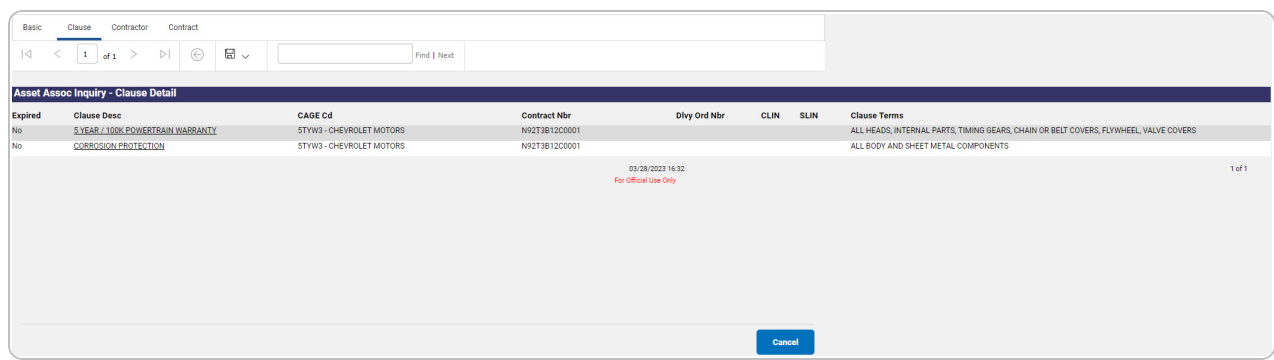
Inquiries > WRNTY/SVC/SUBSCRIP > ASSET ASSOC > Search Criteria > [Show Inquiry](#) > Search Results > Inquiry Row hyperlink > Basic Detail > Clause tab > WRNTY/SVC/SUBSCRIPTION - ASSET ASSOC Inquiry Detail – Clause Row hyperlink

Procedures

Export the WRNTY/SVC/SUBSCRIPTION - ASSET ASSOC Inquiry Detail – Clause Row

Selecting [Cancel](#) at any point of this procedure removes all revisions and closes the page. **Bold** numbered steps are required.

1. **Verify the Clause Detail Row.**



2. Select to choose the print format (Excel, PDF, or Word). The procedure leaves the application based on the selection made.
3. Follow the prompts provided by the computer.

Select [Cancel](#). The **Wrnty/Svc/Subscription - Asset Assoc Inquiry – Criteria** page appears.

- 4.



Help Reference Guide

OR

Select the Clause Row hyperlink. The **Wrnty/Svc/Subscription - Asset Assoc Inquiry Detail – Clause** page appears.

OR

Select the Contractor tab. The **Wrnty/Svc/Subscription - Asset Assoc Inquiry Detail – Contractor** page appears.

OR

Select the Contract tab. The **Wrnty/Svc/Subscription - Asset Assoc Inquiry Detail – Contract** page appears.

OR

Select the Basic tab. The **Wrnty/Svc/Subscription - Asset Association Inquiry Detail – Basic** page appears.

Search the Results

1. Select the empty field Find | Next.
2. Enter the characters or words to search. *Entries are not case sensitive.*
3. Select to search for the entry. *The entry appears highlighted in the file.*
4. Select to find the next matching value. *This feature is available if multiple results are found.*



View the WRNTY/SVC/SUBSCRIPTION - ASSET ASSOC Inquiry Detail – Clause

Navigation

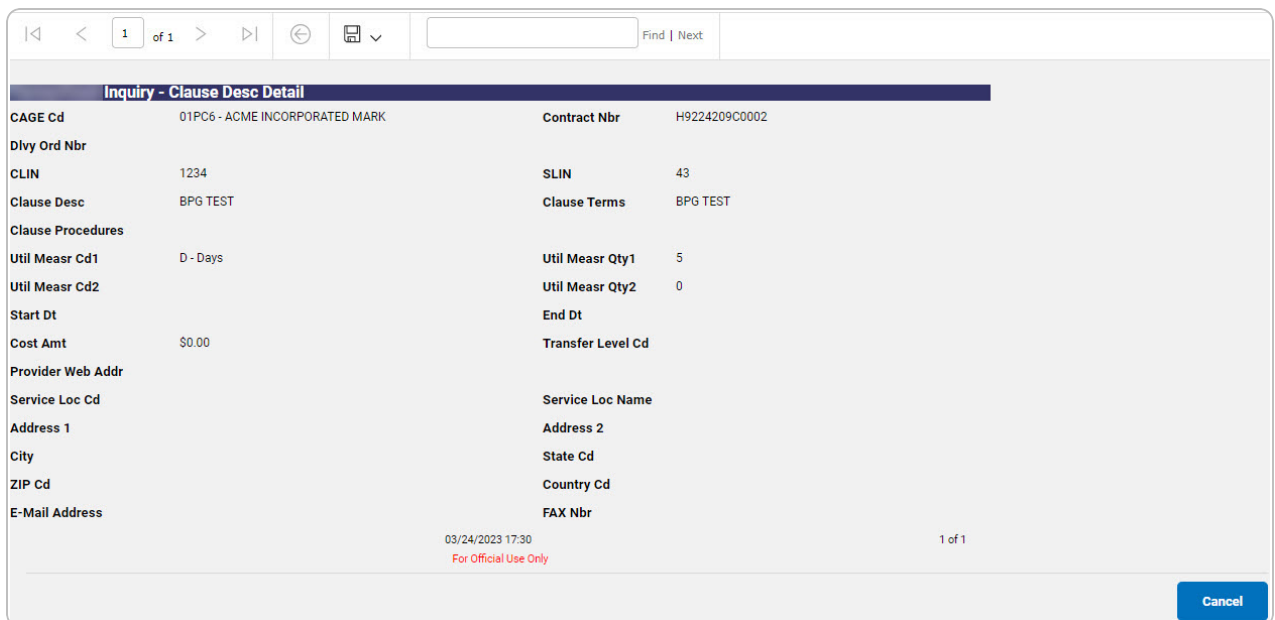
Inquiries > WRNTY/SVC/SUBSCRIP > ASSET ASSOC > Search Criteria > [Show Inquiry](#) > Search Results > Inquiry Row hyperlink > Basic Detail > Clause tab > Clause Row hyperlink > WRNTY/SVC/SUBSCRIPTION - ASSET ASSOC Inquiry Detail – Clause page

Procedures

Export the WRNTY/SVC/SUBSCRIPTION - ASSET ASSOC Inquiry Detail – Clause

Selecting [Cancel](#) at any point of this procedure removes all revisions and closes the page.
Bold numbered steps are required.

1. **Verify the Clause Detail tab.**




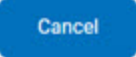
The screenshot shows the 'Inquiry - Clause Desc Detail' screen. At the top, there are navigation icons and a search box. The main content area is a table with the following data:

Inquiry - Clause Desc Detail			
CAGE Cd	01PC6 - ACME INCORPORATED MARK	Contract Nbr	H9224209C0002
Divy Ord Nbr			
CLIN	1234	SLIN	43
Clause Desc	BPG TEST	Clause Terms	BPG TEST
Clause Procedures			
Util Measr Cd1	D - Days	Util Measr Qty1	5
Util Measr Cd2		Util Measr Qty2	0
Start Dt		End Dt	
Cost Amt	\$0.00	Transfer Level Cd	
Provider Web Addr			
Service Loc Cd		Service Loc Name	
Address 1		Address 2	
City		State Cd	
ZIP Cd		Country Cd	
E-Mail Address		FAX Nbr	




At the bottom of the screen, there is a timestamp '03/24/2023 17:30', the text 'For Official Use Only', and a '1 of 1' indicator. A 'Cancel' button is located in the bottom right corner.



Help Reference Guide

2. Select  to choose the print format (Excel, PDF, or Word). *The procedure leaves the application based on the selection made.*
3. Follow the prompts provided by the computer.
4. Select . *The **Wrnty/Svc/Subscription - Asset Assoc Inquiry Detail – Clause Row** page appears.*

Search the Results

1. Select the empty field  **Find | Next**.
2. Enter the characters or words to search. *Entries are not case sensitive.*
3. Select  to search for the entry. *The entry appears highlighted in the file.*
4. Select  to find the next matching value. *This feature is available if multiple results are found.*





View the WRNTY/SVC/SUBSCRIPTION - ASSET ASSOC Inquiry Detail – Contractor

Navigation

Inquiries > WRNTY/SVC/SUBSCRIP > ASSET ASSOC > Search Criteria > [Show Inquiry](#) >
Search Results > Inquiry Row hyperlink > Basic Details > Contractor tab >
WRNTY/SVC/SUBSCRIPTION - ASSET ASSOC Inquiry Detail – Contractor page


Procedures

Export the WRNTY/SVC/SUBSCRIPTION - ASSET ASSOC Inquiry Detail – Contractor

Selecting [Cancel](#) at any point of this procedure removes all revisions and closes the page.
Bold numbered steps are required.



1. Verify the Contractor Detail tab.

2. Select  to choose the print format (Excel, PDF, or Word). The procedure leaves the application based on the selection made.

3. Follow the prompts provided by the computer.

Select . The **Wrnty/Svc/Subscription - Asset Assoc Inquiry – Criteria** page appears.

4.

OR

Select the Contract tab. The **Wrnty/Svc/Subscription - Asset Assoc Inquiry Detail – Contract** page appears.

OR

Select the Basic tab. The **Wrnty/Svc/Subscription - Asset Association Inquiry Detail – Basic** page appears.

OR



Help Reference Guide

Select the Clause tab. The **Wrnty/Svc/Subscription - Asset Assoc Inquiry Detail – Clause Row** page appears

Search the Results

1. Select the empty field Find | Next.
2. Enter the characters or words to search. *Entries are not case sensitive.*
3. Select to search for the entry. *The entry appears highlighted in the file.*
4. Select to find the next matching value. *This feature is available if multiple results are found.*



View the WRNTY/SVC/SUBSCRIPTION - ASSET ASSOC Inquiry Detail – Contract

Navigation

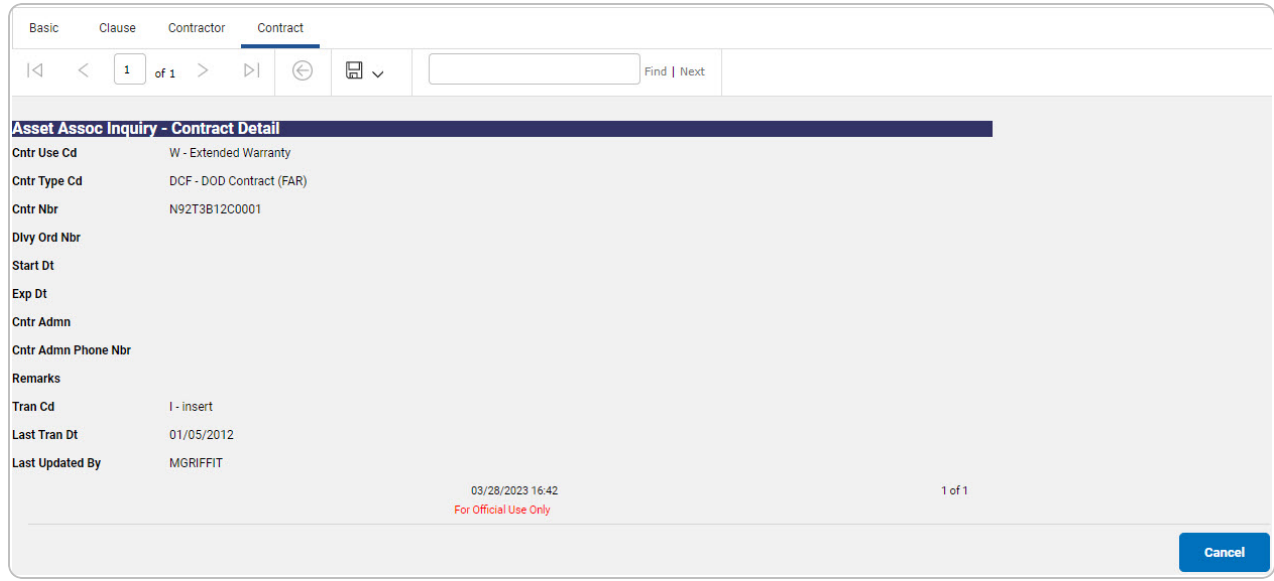
Inquiries > WRNTY/SVC/SUBSCRIP > ASSET ASSOC > Search Criteria > [Show Inquiry](#) > Search Results > Inquiry Row hyperlink > Basic Detail > Contract Tab > WRNTY/SVC/SUBSCRIPTION - ASSET ASSOC Inquiry Detail – Contract page


Procedures

Export the WRNTY/SVC/SUBSCRIPTION - ASSET ASSOC Inquiry Detail – Contract

Selecting [Cancel](#) at any point of this procedure removes all revisions and closes the page. **Bold** numbered steps are required.

1. **Verify the Contract Detail tab.**



2. Select  to choose the print format (Excel, PDF, or Word). The procedure leaves the application based on the selection made.



Help Reference Guide

3. Follow the prompts provided by the computer.

Select . The **Wrnty/Svc/Subscription - Asset Assoc Inquiry – Criteria** page appears.

- 4.

OR

Select the Basic tab. The **Wrnty/Svc/Subscription - Asset Association Inquiry Detail – Basic** page appears.




OR

Select the Clause tab. The **Wrnty/Svc/Subscription - Asset Assoc Inquiry Detail – Clause Row** page appears

OR

Select the Contractor tab. The **Wrnty/Svc/Subscription - Asset Assoc Inquiry Detail – Contractor** page appears.

Search the Results

1. Select the empty field .
2. Enter the characters or words to search. *Entries are not case sensitive.*
3. Select  to search for the entry. *The entry appears highlighted in the file.*
4. Select  to find the next matching value. *This feature is available if multiple results are found.*

