



Search for an IT Device Software – Criteria

Overview

The Property Accountability module IT Device Software process provides the ability to add and have visibility of software currently loaded on the Information Technology (IT) Devices. It provides the ability to view loaded software, add software from the catalog, or remove software that is loaded on a selected IT device and no longer needed.

Navigation

Asset Management > IT Management > IT Device Software > IT Device Software Search Criteria page

Procedures

Search for an IT Device

One or more of the Search Criteria fields can be entered to isolate the results. By default, all results are displayed. Selecting at any point of this procedure returns all fields to the default "All" setting.

1. In the Search Criteria box, narrow the results by entering one of the following optional fields.

Search Criteria

IT Device <input style="width: 150px;" type="text"/>	IT Device Cd <input style="width: 150px;" type="text" value="Select an Item"/>
Stock Nbr <input style="width: 150px;" type="text"/>	Sftwr Nm <input style="width: 150px;" type="text"/>
IT Device Class <input style="width: 150px;" type="text" value="Select an Item"/>	



2. Select . The **Search for an IT Device Software - Results** page appears.

Search Criteria

IT Device: -- IT Device Class: MODEM IT Device Cd: -- Sftwr Nm: --

Stock Nbr: --

Search Results (5) Number to Display: 10

Select	IT Device	Stock Nbr	Item Desc	Serial Nbr	IT Device Cd	IT Device Class Cd	Software QTY
<input type="checkbox"/>	BROOKS000270	00RN6XL12000	MODEM HIGH SPEED LANMODEM HIGH SPEED LAN	BPG098	0601 -Modems Gen	MODEM	0
<input type="checkbox"/>	BROOKS000315	00RN6XL18000	MODEM HI SPEED	1190820102	0601 -Modems Gen	MODEM	0
<input type="checkbox"/>	BROOKS000341	00RN6XL12000	MODEM HIGH SPEED LANMODEM HIGH SPEED LAN	34535UEYJET6U4	0601 -Modems Gen	MODEM	0
<input type="checkbox"/>	BROOKS000342	00RN6XL12000	MODEM HIGH SPEED LANMODEM HIGH SPEED LAN	1258749XYZ	0601 -Modems Gen	MODEM	0
<input type="checkbox"/>	NAVYWEPE8	00RN6XL12000	MODEM HIGH SPEED LANMODEM HIGH SPEED LAN	4444	0601 -Modems Gen	MODEM	0



Search in the IT Software Catalog – Criteria

Navigation

Asset Management > IT Management > IT Device Software > Search Criteria >

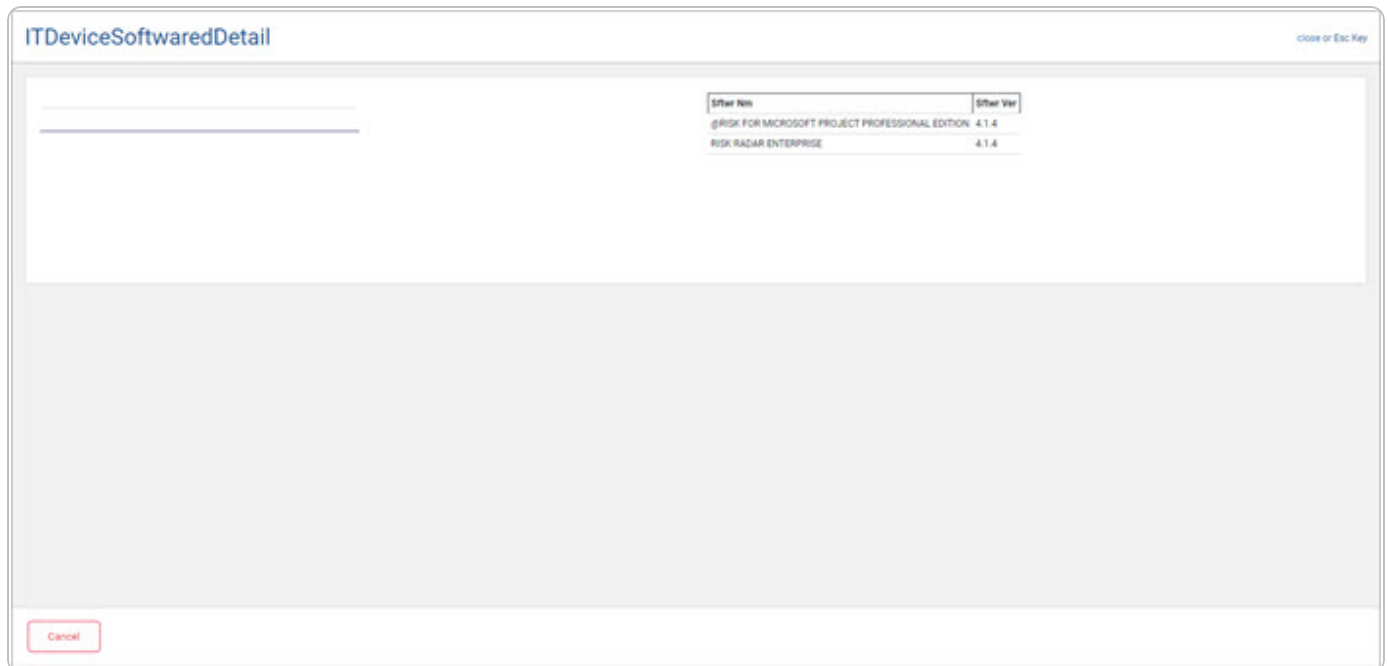
> Search Results > > Software Catalog Data Search Criteria page

Procedures

View the Software Detail

Selecting at any point of this procedure removes all revisions and closes the page.
Bold numbered steps are required.

1. Select . The **Search for an IT Device Software - Results** page appears.
2. Select the Software QTY hyperlink. The **IT Device Software Detail** pop-up window appears.



Search the Software Data Catalog

- In the Search Criteria box, narrow the results by entering the following optional field.

Search Criteria

IT Device BROOKS000315	IT Device Class MODEM	IT Device Cd 0601 -Modems Gen	Sftwr Nm --
Stock Nbr 00RN6XL18000			

Search

Software Catalog Data

- Select . The **Search in the IT Software Catalog – Results** page appears.

Search Criteria

IT Device BROOKS000141	IT Device Class LAPTOP	IT Device Cd 0157 -Laptp CPUPenPro/Cpct150-200MHZ	Sftwr Nm --
Stock Nbr 703SLAPTOPS			

Search

Software Catalog Data



Help Reference Guide

Clear

Search

Software Search Results

<input type="checkbox"/>	Sftwr Name	Sftwr Ver	Mfr Name	IUS Asset Id	License Desc	License Qty	Start Date	End Date
<input type="checkbox"/>	@RISK FOR MICROSOFT PROJECT PROFESSIONAL EDITION	4.1.4	PALISADE			0		
<input type="checkbox"/>	@RISK FOR MICROSOFT PROJECT PROFESSIONAL EDITION	4.1.4	PALISADE	000380015081		100	12/5/2018	12/5/2024
<input type="checkbox"/>	@RISK FOR MICROSOFT PROJECT PROFESSIONAL EDITION	4.1.4	PALISADE	101240090362		1	12/5/2018	12/7/2018
<input type="checkbox"/>	@RISK FOR MICROSOFT PROJECT PROFESSIONAL EDITION	4.1.4	PALISADE	000380015082		2	12/10/2018	12/13/2018
<input type="checkbox"/>	@RISK FOR MICROSOFT PROJECT PROFESSIONAL EDITION	4.1.4	PALISADE	BEIS12000014	Dispatch Software	2	12/12/2018	12/14/2018
<input type="checkbox"/>	@RISK FOR MICROSOFT PROJECT PROFESSIONAL EDITION	4.1.4	PALISADE	BEIS12000015	Dispatch Software	2	12/12/2018	12/14/2018

Add

Selected Software

<input type="checkbox"/>	Sftwr Name	Sftwr Ver	Mfr Name	IUS Asset Id	License Desc	License Qty	Start Date	End Date
<input type="checkbox"/>	@RISK FOR MICROSOFT PROJECT PROFESSIONAL EDITION	4.1.4	PALISADE	000380015081		100	12/5/2018	12/5/2024
<input type="checkbox"/>	@RISK FOR MICROSOFT PROJECT PROFESSIONAL EDITION	4.1.4	PALISADE	000380015082		2	12/10/2018	12/13/2018
<input type="checkbox"/>	@RISK FOR MICROSOFT PROJECT PROFESSIONAL EDITION	4.1.4	PALISADE	BEIS12000014	Dispatch Software	2	12/12/2018	12/14/2018
<input type="checkbox"/>	@RISK FOR MICROSOFT PROJECT PROFESSIONAL EDITION	4.1.4	PALISADE	BEIS12000015	Dispatch Software	2	12/12/2018	12/14/2018
<input type="checkbox"/>	@RISK FOR MICROSOFT PROJECT PROFESSIONAL EDITION	4.1.4	PALISADE	TMR298		20	2/8/2020	
<input type="checkbox"/>	@RISK FOR MICROSOFT PROJECT PROFESSIONAL EDITION	4.1.4	PALISADE	DAISOFT01		50	4/21/2022	

Remove

Cancel

Update



Add Software to an IT Device

Navigation

Asset Management > IT Management > IT Device Software > Search Criteria > [Search](#)
 > Search Results > (desired record(s)) > [Continue](#) > Search Criteria >
 Search Results > IT Device Selected Software page > (desired record(s)) > [Add](#) >
[Update](#)

Procedures

Add Software to an IT Device

1. Click to select the desired software.

Software Search Results



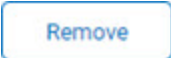

<input type="checkbox"/>	Sftwr Name	Sftwr Ver	Mfr Name	IUS Asset Id	License Desc	License Qty	Start Date	End Date
<input type="checkbox"/>	AMERICAN SYSTEMS RISK RADAR ENTERPRISE	1.0.6	AMERICAN SYSTEMS CORP.			0		
<input type="checkbox"/>	RISK RADAR ENTERPRISE		PRO-CONCEPTS LLC			0		

[Add](#)

2. Select [Add](#). The software is added to the IT Device.
3. Select [Update](#). The **IT Device Software Transaction Status** page appears.

Delete Software from an IT Device

Navigation

Asset Management > IT Management > IT Device Software > Search Criteria > 
 > Search Results > (desired record(s)) > 
 Search Results > IT Device Selected Software page > (desired record(s)) >
 > 


Procedures

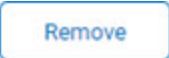

Delete Software from an IT Device

1. Click to select the desired software.

Selected Software

<input type="checkbox"/>	Sftwr Name	Sftwr Ver	Mfr Name	IUS Asset Id	License Desc	License Qty	Start Date	End Date
<input type="checkbox"/>	@RISK FOR MICROSOFT PROJECT PROFESSIONAL EDITION	4.1.4	PALISADE	000380015081		100	12/5/2018	12/5/2024
<input type="checkbox"/>	@RISK FOR MICROSOFT PROJECT PROFESSIONAL EDITION	4.1.4	PALISADE	BEIS12000015	Dispatch Software	2	12/12/2018	12/14/2018
<input type="checkbox"/>	@RISK FOR MICROSOFT PROJECT PROFESSIONAL EDITION	4.1.4	PALISADE	TMR298		20	2/8/2020	
<input type="checkbox"/>	@RISK FOR MICROSOFT PROJECT PROFESSIONAL EDITION	4.1.4	PALISADE	DAISOFT01		50	4/21/2022	



2. Select . The software is removed from the IT Device.
3. Select . The **IT Device Software Transaction Status** page appears.