



Search for a Unique Item Identifier (UII) Registry Query — Criteria

Overview


The Property Accountability module UII Registry Search Criteria process provides the ability to search for a valid ASSET ID and use the resulting information to query the IUID Registry for a valid UII. When the UII is found, it provides the capability to associate the UII with the asset.

Navigation

Asset Management > UII Registry Query > UII Registry Query Search Criteria page

Procedures

Query for a UII Registry ASSET ID

Selecting  at any point of this procedure returns all fields to the default setting. **Bold** numbered steps are required.






Help Reference Guide

1. Enter the ASSET ID or use  to browse for the identifier.

*Asset Id



Search

Stock Nbr

UII


Item Desc

Serial Nbr

UII Status

Mfr Part Nbr

Reset

2. Select the  The ASSET ID information displays in the next grid.





Help Reference Guide

*Asset Id	<input type="text" value="111111100009"/>	<input type="button" value="Q"/>	
<input type="button" value="Search"/>			
Stock Nbr	<input type="text" value="2310000000789"/>	*UII	<input type="text"/>
Item Desc	<input type="text" value="FAST CAR"/>	Serial Nbr	<input type="text" value="564684666"/>
UII Status	<input type="text" value="Not Determined"/>	Mfr Part Nbr	<input type="text"/>
<input type="button" value="Query Registry"/>			
<input type="button" value="Reset"/>			

3. Select to query the IUID Registry for a matching UII.

