



Search for a UII Update / Assignment — Criteria

Overview


The Property Accountability module UII Update / Assignment process provides the ability to create or update an assigned Unique Item Identifier (UII) for a serialized asset. A requirement in ELMS is a UII must be assigned either by the manufacturer or by a ELMS Virtual UII.

Navigation

Asset Management > UII Update/Assign > UII Update / Assignment Search Criteria page

Procedures

Search for a UII Update / Assignment

One or more of the Search Criteria fields can be entered to isolate the results. By default, all results are displayed. Selecting  at any point of this procedure returns all fields to the default "All" setting.









1. Use ☐ to select the UII Sts Cd.

Search Criteria

UII Sts Cd	<input type="text" value="ART - Recorded and Tagged"/>
Asset Id	<input type="text"/>
Stock Nbr	<input type="text"/>
Serial Nbr	<input type="text"/>
Custodian Nbr	<input type="text" value="Select A Custodian"/>
Loc	<input type="text"/>

2. Enter the ASSET ID, or use  to browse for the entry. *This is a 12 alphanumeric character field.*
3. Enter the STOCK NBR, or use  to browse for the number. *This is a 15 alphanumeric character field.*
4. Enter the SERIAL NBR in the field provided. *This is a 30 alphanumeric character field.*
5. Enter the CUSTODIAN NBR, or use  to browse for the entry. *This is a 12 alphanumeric character field.*
6. Enter the LOC, or use  to browse for the entry. *This is a 20 alphanumeric character field.*
7. Select . The **Search for a UII Update / Assignment — Results** page appears. Results display in the Search Results grid.





Help Reference Guide

Search Criteria

UII Sts Cd ART - Recorded and Tagged	Stock Nbr --	Custodian Nbr --
Asset Id --	Serial Nbr --	Loc TEST11

Search Results

	Asset Id	Stock Nbr	Serial Nbr	Item Desc	Cust Nbr	Loc	Suspt Loss Sts Cd	Loan Cd	Non-Actbl	Dollar Amt	UII	UID Verifd
<input type="checkbox"/>	111111100013	0005000739421	887766	RIFLE 5.56 MILLIMETE	TEST1	TEST11	R	G	No	11.00	Yes	No
<input type="checkbox"/>	111111100014	0005000739421	556677887	RIFLE 5.56 MILLIMETE	TEST1	TEST11	R	G	No	11.00	Yes	No
<input checked="" type="checkbox"/>	111111100015	005578345	223456Y7887TRER	TESTTTT	TEST1	TEST11	N/A	G	No	22.00	Yes	No
<input type="checkbox"/>	111111100016	00LA0DT32L14F	2345WETHRE6TY	HARD DRIVE	TEST1	TEST11	N/A	G	No	44.00	Yes	No

Cancel

Deselect All

Select All

Continue





Select UII Update / Assignment Rows

Navigation

Asset Management > UII Update/Assign > Search Criteria > [Search](#) > Search Results >

☐ (desired record(s)) > [Continue](#) > UII Update / Assignment Select Rows page

Procedures

View the Asset Details

Selecting [Cancel](#) at any point of this procedure removes all revisions and closes the page.
Bold numbered steps are required.

Search Criteria

UII Sts Cd ART - Recorded and Tagged	Stock Nbr --	Custodian Nbr --
Asset Id --	Serial Nbr --	Loc TEST11

Selected Row(s)

Asset Id	Stock Nbr	Serial Nbr	Item Desc	Cust Nbr	Loc	Suspt Loss Sts Cd	Loan Cd	Non- Actbl	Dollar Amt	UII	UID Verifd
111111100015	005578345	223456Y7887TRER	TESTTTT	TEST1	TEST11	N/A	G	No	22.00	Yes	No

[Cancel](#)
[Continue](#)

Select the ASSET ID hyperlink. The **UII Update / Assignment Asset Details** page appears.





Update the UII Status Code

Search Criteria

UII Sts Cd ART - Recorded and Tagged	Stock Nbr --	Custodian Nbr --
Asset Id --	Serial Nbr --	Loc TEST11

Selected Row(s)

Asset Id	Stock Nbr	Serial Nbr	Item Desc	Cust Nbr	Loc	Suspt Loss Sts Cd	Loan Cd	Non- Actbl	Dollar Amt	UII	UID Verifd
111111100015	005578345	223456Y7887TRER	TESTTTT	TEST1	TEST11	N/A	G	No	22.00	Yes	No

Select . The **Update a UII Update / Assignment** page appears.





View the UII Update / Assignment Details

Navigation

Asset Management > UII Update/Assign > Search Criteria > > Search Results > Asset Id hyperlink > UII Update / Assignment Detail page

Procedures

Review the UII Update / Assignment Details

Selecting at any point of this procedure removes all revisions and closes the page.
Bold numbered steps are required.





Help Reference Guide

1. Select the ASSET ID hyperlink. *The UII Update / Assignment Asset Details page appears.*

Details

Stock Nbr	005578345	Shipment Id	
Serial Nbr	223456Y7887TRER	Lease Cd	N
Item Desc	TESTTTT	Lease Activity	
LIN/TAMCN		Lease Start Dt	
Asset Id	111111100015	Lease End Dt	
UII	445566	Oblign Doc Nbr	
UIC	BROOKS	Cntr/PO Nbr	
Custodian Nbr	TEST1	Owng Cost Center	
Lot Nbr		Fndng Cost Center	
Expr Dt		Deprn Cost Center	
UI	EA	Task Cd	
Qty	1	Deprn Task Cd	





Help Reference Guide

Loc	TEST11	Job Ord Nbr	
Sub Loc		Deprn Job Ord Nbr	
Acq Cost	\$ 22.00	Activation Dt	
Acq Dt	6/28/2023	Deprn Period	0
Total Cost	\$ 22.00	Deprn Util Prd	
Type Asset Cd	M	Accumd Deprn	\$ 0.00
Cond Cd	A	Deprn SL Rebsln	
Asset Level Cd	EI	Deprn SL Lst Rebsln	
Asset Cd	T	Deprn AB Rebsln	
Sys Id		Deprn AB Lst Rebsln	
Doc Nbr		Prior Deprn	\$ 0.00
Excs Actn Cd		Current Mnth Deprn Amt	
Mfr Name	TEST	Prr Deprn SL Rebsln	
Mfr Model Nbr	00000000	Prr Deprn AB Rebsln	





Help Reference Guide

Mfr Part Nbr		Deprn Util Svc Life	
CAGE Cd		Deprn Util Qty	
Supply Category Management Cd	-	Prr Deprn Util Qty	
Non-Actbl	NO	Deprn Period Days	
ACC-SFIS Cd	0 100000000000014	Write Down Amt	
Deprn Cd	N	Fdcry Deprn Mthd Cd	SL
Fund Cd/ASN	68/	Util Measure Cd	
Acct Rpt Nbr		Authn LIN/TAMCN	
Cptl Cd	A	Attachments	No Attachments Available
iRAPT/WAWF Receipt	NO	Attribute(s) Template	
iRAPT/WAWF Shpmt Id		Attribute(s)	
Loan Cd	G		





Help Reference Guide

Loan Contract Nbr	Software Name
Loaning DODAAC/CAGE Cd	License Desc
	License Details
Loan Activity Name	License Qty
Loan Start Dt	License Type
Loan End Dt	Start Dt
Loan Rcvd By	End Dt
Loan Rcvd Dt	Usage Level Cd
Loan Notify Cd	Hosting Environment
Mode of Shipment	Remarks
TCN	
Shipment Dt	

Cancel

2. Review the available fields.





Update a UII

Navigation

Asset Management > UII Update/Assign > Search Criteria > > Search Results > ☐ (desired record(s)) > > Select Rows > > Update a UII page

Procedures

Update a UII

Selecting at any point of this procedure removes all revisions and closes the page.
Bold numbered steps are required.

Search Criteria

UII Sts Cd ART - Recorded and Tagged	Stock Nbr --	Custodian Nbr --
Asset Id --	Serial Nbr --	Loc TEST11

Update

UII Sts Cd	ARN - Recorded Not Tagged	Print Label	<input type="checkbox"/>
------------	---------------------------	-------------	--------------------------

1. Use ☐ to select the UII Sts Cd.
2. Click ☐ to select the Print Label. *This indicates that the UII STATUS Cd prints on a prepared label.*
3. Select . The **UII Update / Assignment Transaction Status** page appears.

