



Browse for a Disposal Activity

Overview


The Disposal Activity Browse pop-up window allows searching for the disposal DoDAAC by state and country.


Navigation

DPAS PA Module > *VARIOUS PROCEDURAL STEPS* >  > Disposal Activity Browse pop-up window

Procedure

Browse for a Disposal Activity

One or more of the Search Criteria fields can be entered to isolate the results. By default, all results are displayed. Selecting  at any point of this procedure returns all fields to the default "All" setting.

Selecting  at any point of this procedure removes all revisions and closes the page. **Bold** numbered steps are required.






1. Select . The **Disposal Activity Browse** pop-up window appears.

Disposal Activity close or Esc Key

Search By

Dpspl Activity <input style="width: 90%;" type="text"/>	Country Cd <input style="width: 90%;" type="text" value="Select an Item"/>
State <input style="width: 90%;" type="text" value="Select an Item"/>	

- Enter the DSPSL ACTIVITY in the field provided. *This is a 6 alphanumeric character field.*
 - Use  to select the State.
 - Use  to select the Country Cd.
2. Select . Results display in the Custodian Results Grid below.

Disposal Activity close or Esc Key

Search By

Dspsl Activity Country Cd

State

Select	Dspsl Acty	Dspsl Acty Name	Address	City	State	Country Cd
Select	SXB213	RIPL PATUXENT RIVER	47226 WHALEN RD	PATUXENT RIVER	MD	US
Select	SXC213	RIPL ABERDEEN	ABERDEEN PROVING GROUND	EDGEWOOD	MD	US

- Choose the Select hyperlink next to the desired Custodian. *The pop-up window closes and the selected Custodian appears in the previous screen.*