



## Browse for a Location Real Property Unique Identifier (RPUID)

### Overview


The Location RPUID Browse pop-up window allows searching for a Real Property's unique identifier associated with a Location.


### Navigation

DPAS PA Module > *VARIOUS PROCEDURAL STEPS* >  > Location RPUID Browse pop-up window

### Procedures

#### Browse for a Real Property Unique Identification

One or more of the Search Criteria fields can be entered to isolate the results. By default, all results are displayed. Selecting  at any point of this procedure returns all fields to the default "All" setting.

Selecting  at any point of this procedure removes all revisions and closes the page. **Bold** numbered steps are required.




1. Select . The **Location RPUID Browse** pop-up window appears.

### Location RPUID Browse x

**Search By**

<b>City</b> <input style="width: 90%;" type="text" value="Use % for wildcard searches e.g. Abc%"/>	<b>Zip Code</b> <input style="width: 90%;" type="text" value="Use % for wildcard searches e.g. 999%"/>
<b>Installation Name</b> <input style="width: 90%;" type="text" value="Use % for wildcard searches e.g. Abc%"/>	<b>RPUID</b> <input style="width: 90%;" type="text" value="Use % for wildcard searches e.g. 999%"/>
<b>Site Name</b> <input style="width: 90%;" type="text" value="Use % for wildcard searches e.g. Abc%"/>	

Please enter search criteria.

- Enter the City in the field provided. *This is a 22 alphanumeric character field.*
  - Enter the Installation Name in the field provided. *This is a 100 alphanumeric character field.*
  - Enter the Site Name in the field provided. *This is a 20 alphanumeric character field.*
  - Enter the ZIP Code in the field provided. *This is a 10 alphanumeric character field.*
  - Enter the RPUID in the field provided. *This is an 18 alphanumeric character field.*
2. Select  to begin the query. *Results display in the Location RPUID Grid below.*

## Location RPUID Browse ×

**Search By**

<b>City</b> <input style="width: 90%;" type="text" value="Mechanicsburg"/>	<b>Zip Code</b> <input style="width: 90%;" type="text" value="17055"/>
<b>Installation Name</b> <input style="width: 90%;" type="text" value="Use % for wildcard searches e.g. Abc%"/>	<b>RPUID</b> <input style="width: 90%;" type="text" value="1139%"/>
<b>Site Name</b> <input style="width: 90%;" type="text" value="Use % for wildcard searches e.g. Abc%"/>	

Select	RPUID	Facility Na...	Address	City	State	Zip Code	Installation...	Site
<a href="#">Select</a>	1139098	Office	5210 & 5248 Simpson FRY	Mechanics...	PA	17055	Joint Recruiting Program	5210 SIMPSON FERRY RD. MECHANIC...
<a href="#">Select</a>	1139177	Office	1150 Lancaster BLVD	Mechanics...	PA	17055	Joint Recruiting Program	1150 LANCASTER BLVD MECHANIC...

- Choose the Select hyperlink next to the desired RPUID. *The pop-up window closes and the selected Location RPUID appears in the previous screen.*