



Browse for Manufacturer Data

Overview


The Manufacturer Data Browse pop-up window allows searching for the Asset's or Stock Number's manufacturer information.


Navigation

DPAS PA Module > *VARIOUS PROCEDURAL STEPS* >  > Manufacturer Data Browse pop-up window

Procedures

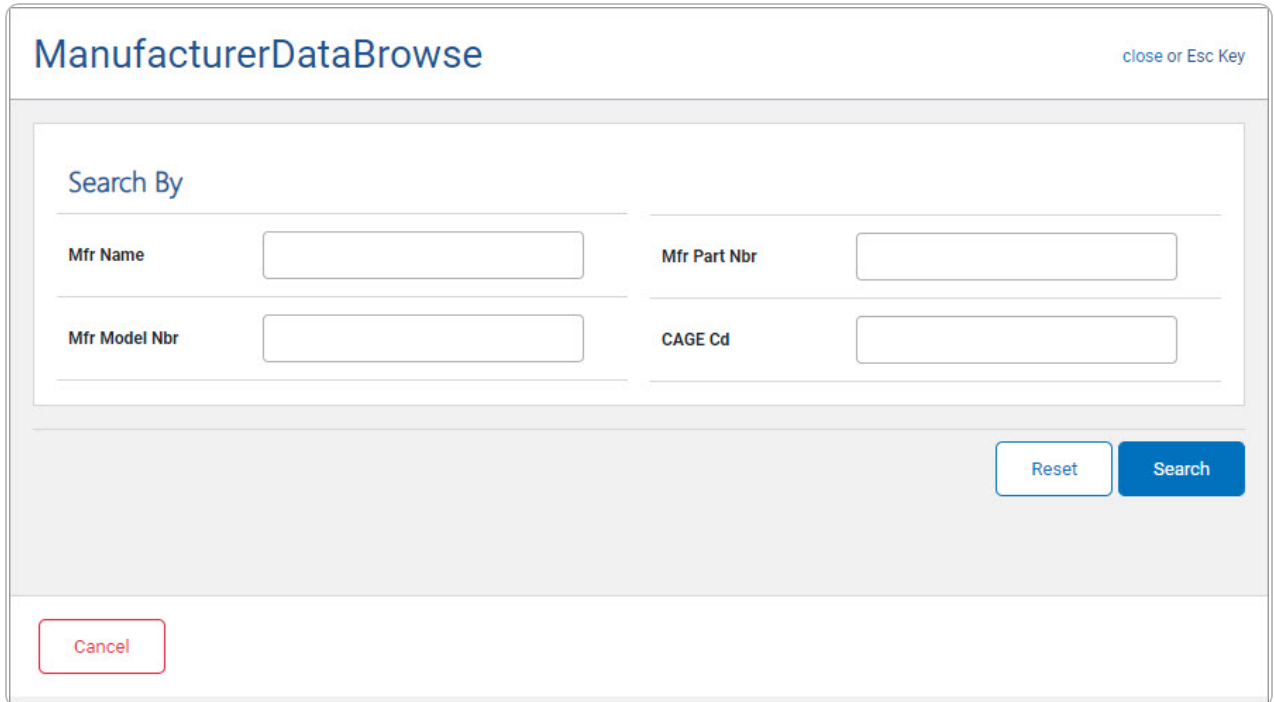
Browse for a Manufacturer

One or more of the Search Criteria fields can be entered to isolate the results. By default, all results are displayed. Selecting  at any point of this procedure returns all fields to the default "All" setting.

Selecting  at any point of this procedure removes all revisions and closes the page. **Bold** numbered steps are required.



1. Select . The **Manufacturer Data Browse** pop-up window appears.




ManufacturerDataBrowse close or Esc Key

Search By

Mfr Name	<input type="text"/>	Mfr Part Nbr	<input type="text"/>
Mfr Model Nbr	<input type="text"/>	CAGE Cd	<input type="text"/>

Reset Search

Cancel

- Enter the MFR NAME in the field provided. *This is a 36 alphanumeric character field.*
 - Enter the MFR MODEL NBR in the field provided. *This is a 20 alphanumeric character field.*
 - Enter the MFR PART NBR in the field provided. *This is a 35 alphanumeric character field.*
 - Enter the CAGE CD in the field provided. *This is a 5 alphanumeric character field.*
2. Select  to begin the query. *Results display in the MFR DATA Grid below.*





Help Reference Guide

ManufacturerDataBrowse

close or Esc Key

Search By

Mfr Name

Mfr Part Nbr

Mfr Model Nbr

CAGE Cd

Reset

Search

Select	Mfr Name	Mfr Model Nbr	Mfr Part Nbr	CAGE Cd	Non Actbl
Select	X-WING CORP				No

Cancel

- Choose the Select hyperlink next to the desired MFR NAME. *The pop-up window closes and the selected MFR DATA appears in the previous screen.*

