



Browse for a Real Property Site Name

Overview


The Real Property Site Name Browse pop-up window allows searching for a Real Property's site name by installation.


Navigation

DPAS PA Module > *VARIOUS PROCEDURAL STEPS* >  > RP SITE NAME Browse pop-up window

Procedures

Browse for a Real Property Site Name

One or more of the Search Criteria fields can be entered to isolate the results. By default, all results are displayed. Selecting  at any point of this procedure returns all fields to the default "All" setting.


Selecting  at any point of this procedure removes all revisions and closes the page. **Bold** numbered steps are required.

1. Select . The **RP SITE NAME Browse** pop-up window appears.

SiteName close or Esc Key

Instl Nbr



2. Select  to begin the query. *Results display in the RP SITE NAME Grid below.*

SiteName close or Esc Key

Instl Nbr

Select	RPSUID	RP Site Nm	Country Cd
Select	1248	DET PHILADELPHIA PA	US
Select	972	DET PHIL PNY ANNEX	US
Select	619	NAVOPSPTCEN AVOCA PA	US
Select	170226	NAVOPSPTCEN ELEANOR WV	US
Select	620	NAVOPSPTCEN ERIE PA	US
Select	621	NAVOPSPTCEN PITTSBURGH	US
Select	624	NAVOPSPTCEN READING PA	US
Select	199	NAVSUPPACT MECHANICSBURG PA	US
Select	1322	NOSC MC LEHIGH VALLEY	US
Select	1303	NSA MECHANICSBURG 1	US

3. Choose the Select hyperlink next to the desired RP SITE NAME. *The pop-up window closes and the selected RP SITE NAME appears in the previous screen.*