



Browse for a Real Property UID

Overview


The Real Property UID Browse pop-up window allows searching for a Real Property's unique identifier.


Navigation

DPAS PA Module > *VARIOUS PROCEDURAL STEPS* >  > RPUID Browse pop-up window

Procedures

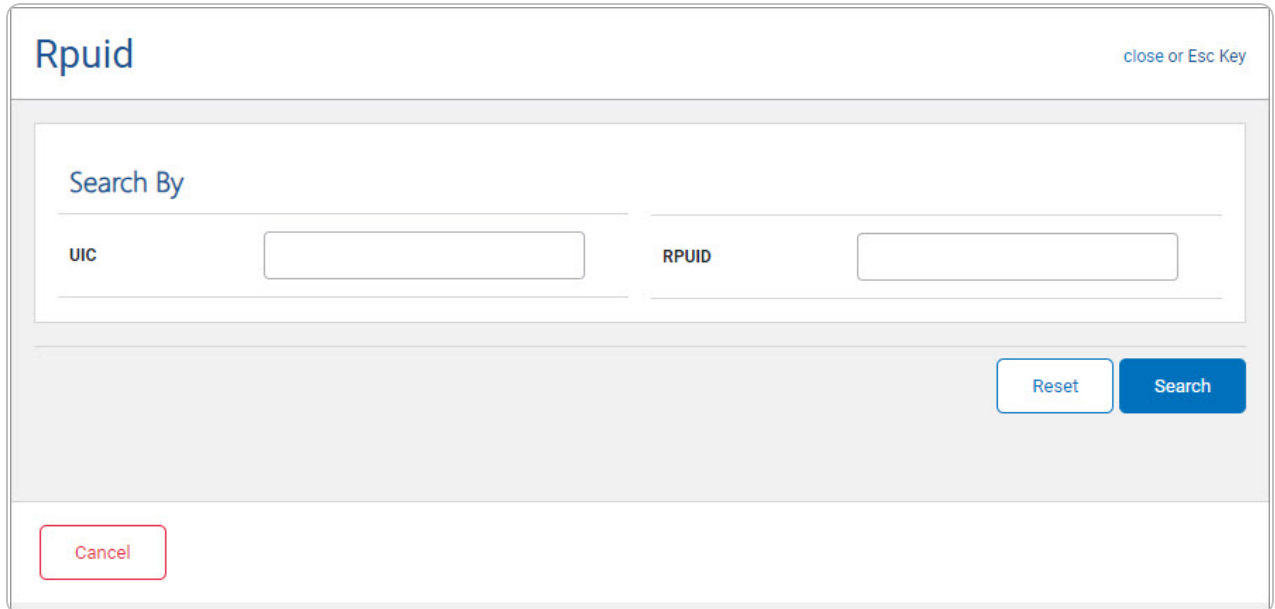
Browse for a Real Property Unique Identification

One or more of the Search Criteria fields can be entered to isolate the results. By default, all results are displayed. Selecting  at any point of this procedure returns all fields to the default "All" setting.

*Selecting  at any point of this procedure removes all revisions and closes the page. **Bold** numbered steps are required.*




1. Select . The **RPUID Browse** pop-up window appears.



Rpuid close or Esc Key

Search By

UIC RPUID

- Enter the UIC in the field provided. *This is a 6 alphanumeric character field.*
 - Enter the RPUID in the field provided. *This is an 18 alphanumeric character field.*
2. Select  to begin the query. *Results display in the RPUID Grid below.*



Rpuid close or Esc Key

Search By

UIC RPUID

Select	UIC	RPUID	Instl Nbr	Fac Nbr	Fac Name
Select	WOMEAA	2222	33334	44443	PROC 2
Select	WOMEAA	22A	333	4444	JEAN HUT
Select	WOMEAA	445555555	66666	333	
Select	WOMEAA	JULIETEST	0626	1967	

- Choose the Select hyperlink next to the desired UIC. *The pop-up window closes and the selected RPUID appears in the previous screen.*