


Search for a MAINT Management Assignment – Criteria

Overview

The Property Accountability module MAINT Management Assignment process provides the ability to add, update or delete an association between a UIC or MAINTENANCE GROUP ID and an Interface System Code, INTERFACE SITE ID, or Maintenance Activity. This association controls what assets are associated with a Maintenance Activity/external maintenance application via the Interface System Code or the INTERFACE SITE ID. If the user has access to more than one SITE ID, they must be logged on to the specific Site to perform the maintenance assignments.

Note




An individual with the Cataloger role must set the MAINTENANCE GROUP ID.

Navigation

Master Data > MAINT MGMT ASSIGN > MAINT Management Assignment Search Criteria page

Procedures

Search for a MAINT Management Assignment – Criteria

One or more of the Search Criteria fields can be entered to isolate the results. By default, all results are displayed. Selecting  at any point of this procedure returns all fields to the default "All" setting.

1. In the Search Criteria panel, narrow the results by entering one of the following optional fields.

Search Criteria

UIC	<input type="text" value="BROOKS"/>		Maint Activity / Owning UIC	<input type="text" value="Select an Item"/>
Maint Grp Id	<input type="text" value="Select an Item"/>		External Maint Sys Id	<input type="text" value="Select an Item"/>

2. Select . The **Maint Management Assignment Search Results** page appears.

Search Criteria

UIC BROOKS Maint Grp Id -- Maint Activity -- External Maint Sys Id --


Search Results

Update	Delete	UIC	Maint Grp Id	Maint Activity	External Maint Sys Id
Update	Delete	BROOKS	BA - BROOKS	BROOKS MA	
Update	Delete	BROOKS	E0 - SOMETHING		PHNS - PHNS
Update	Delete	BROOKS	T1 - Trucks 1 ton	BROOKS MA	
Update	Delete	BROOKS	HQ - HEADQUARTERS FORTE MEADE	BROOKS MA	
Update	Delete	BROOKS	ME - MILITARY EQUIPMENT	BROOKS MA	
Update	Delete	BROOKS	FT - AIRPLANE TEST	BROOKS MA	
Update	Delete	BROOKS	MU - MAINT and UTIL	BROOKS MA	
Update	Delete	BROOKS	02 - TEST	KD MOTOR POOL	
Update	Delete	BROOKS	DD - DD	BROOKS MA	
Update	Delete	BROOKS	AA - AA	BROOKS MA	




Add a MAINT Management Assignment

Navigation

Master Data > MAINT MGMT ASSIGN > Search Criteria >  > MAINT Management Assignment Add page

Procedures




Add a MAINT Management Assignment

Selecting  at any point of this procedure removes all revisions and closes the page.
Bold numbered steps are required.

1. Select . The **MAINT Management Assignment Add** page appears.

Add

*UIC <input style="width: 90%;" type="text" value="BROOKS"/>	Maint Activity <input style="width: 90%;" type="text" value="Select an Item"/>
*Maint Grp Id <input style="width: 90%;" type="text" value="Select an Item"/>	History Remarks <input style="width: 90%;" type="text"/>
External Maint Sys <input type="checkbox"/>	

- A. Use  to select the UIC.
 - B. Use  to select the Maint Grp Id.
2. Select . The **Maint Management Assignment Transaction Status** page appears.





Update a MAINT Management Assignment

Navigation

Master Data > MAINT MGMT ASSIGN > Search Criteria > > Search Results > Update hyperlink > MAINT Management Assignment Update page

Procedures

Update a MAINT Management Assignment

1. Select the Update hyperlink. The **MAINT Management Assignment Update** page appears.

Update			
*UIC	BROOKS	Maint Activity	BROOKS MA/BROOKS TEST UIC
*Maint Grp Id	BA - BROOKS	History Remarks	
External Maint Sys	<input type="checkbox"/>		
		<input type="button" value="Cancel"/> <input type="button" value="Update"/>	

- A. Verify the UIC.
 - B. Verify the MAINT GRP ID.
2. Select . The **Maint Management Assignment Transaction Status** page appears.



Delete a MAINT Management Assignment

Navigation

Master Data > MAINT MGMT ASSIGN > Search Criteria > > Search Results > Delete hyperlink > MAINT Management Assignment Delete page

Procedures

Delete a MAINT Management Assignment

1. Select the Delete hyperlink. *The **MAINT Management Assignment Update** page appears.*

To complete delete action, select Delete; otherwise, select Cancel

Delete

*UIC	BROOKS	Maint Activity	BROOKS MA/BROOKS TEST UIC
*Maint Grp Id	DD - DD	History Remarks	<input type="text"/>
External Maint Sys	<input type="checkbox"/>		

- A. *Verify the UIC.*
 - B. *Verify the MAINT GRP ID.*
2. Select . *The **Maint Management Assignment Transaction Status** page appears.*